


Wood Science and Laboratory Furniture

Mobile Instructor's Desks

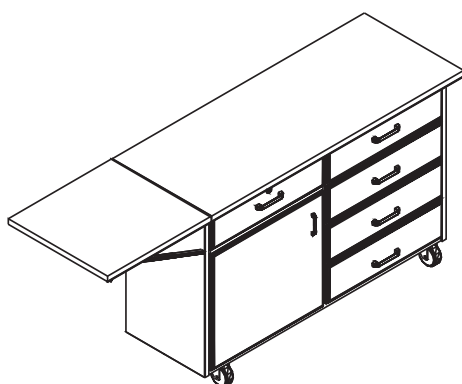


Equipment:

- (1) pull out writing slide
- (1) adjustable shelf
- (4) master keyed locks
- (4) heavy duty casters: (2) rigid and (2) swivel with locks
- 1" thick work surface

Catalog Number: 7700

Dimensions of Components	Width	Height	Depth
Overall	48"	35 3/4"	24"
Base Cabinet	41 1/4"	-	21"

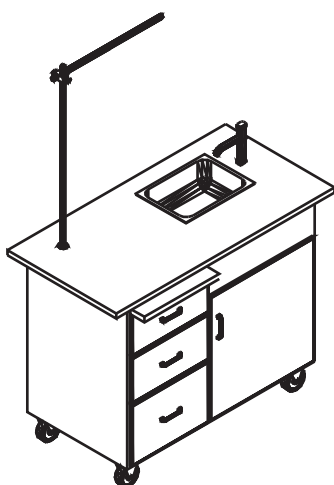


Equipment:

- (1) adjustable shelf
- (1) master keyed lock
- (4) heavy duty casters: (2) rigid and (2) swivel with locks
- 1" thick work surface and drop leaf

Catalog Number: 7702

Dimensions of Components	Width	Height	Depth
Overall	65 1/4"	35 3/4"	24"
Base Cabinet	47 1/4"	-	21"
Drop Leaf	16"	-	-



Equipment:

- (1) plunger type water pump
- (1) 20' extension cord connected to (1) duplex AC receptacle
- (2) 1 gallon polyethylene bottles with connections for water and waste
- (1) aluminum upright rod
- (2) Greenlaw arm
- (1) rod socket
- (4) master keyed locks
- (4) heavy duty rubber tired casters: (2) ridge and (2) swivel with locks
- 1" thick work surface - material to be specified

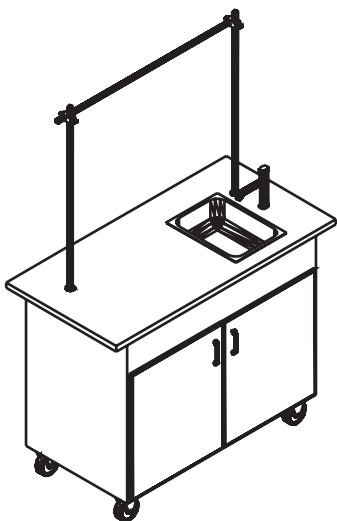
Catalog Number: 6000

Dimensions of Components	Width	Height	Depth
Overall	48"	35 3/4"	24"
Base Cabinet (O.D.)	41 1/4"	31"	22"
Cupboard (I.D.)	22 1/2"	23 1/4"	19 3/4"
File Drawer (I.D.)	14 1/2"	10 1/2"	17"
(2) Drawers (I.D.)	14 1/2"	6 1/8"	17"
Writing Slide	16 3/8"	-	16 1/4"
Stainless Steel Sink (I.D.) (Sink depth: 7 1/2")	14"		10"

Catalog Number: 6002

Same as 6000 except equipped with a 4" hemispherical epoxy cup sink

Mobile Instructor's Desks

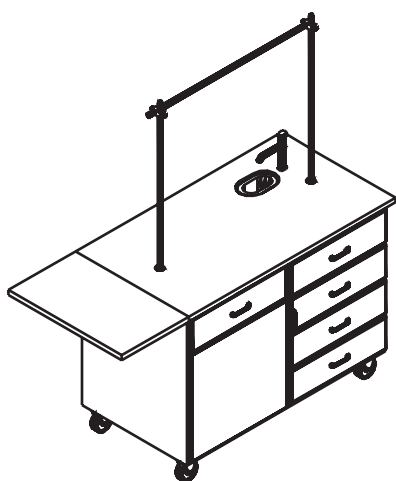


Equipment:

- (1) plunger type water pump
- (1) 20' extension cord connected to one duplex AC receptacle
- (2) 1 gallon polyethylene bottles with connections for water and waste
- (2) aluminum upright rods
- (1) metal crossbar
- (2) rod sockets
- (3) adjustable shelves
- (3) 6342 tote trays
- (1) recessed pegboard on back side of unit
- (4) heavy duty rubber tired casters: (2) rigid and (2) swivel with locks
- 1" thick top - material to be specified

Catalog Number: 6004

Dimensions of Components	Width	Height	Depth
Overall	48"	35 3/4"	24"
Base Cabinet (O.D.)	41 1/4"	31"	22"
(2) Cupboards (I.D.)	19 1/2"	23 1/4"	17 1/4"
(3) Tote Trays	16"	3 1/4"	12"
Pegboard	39 1/4"	-	29"
Stainless Steel Sink (I.D.) (Sink Depth: 7 1/2")	14"	-	10"



Equipment:

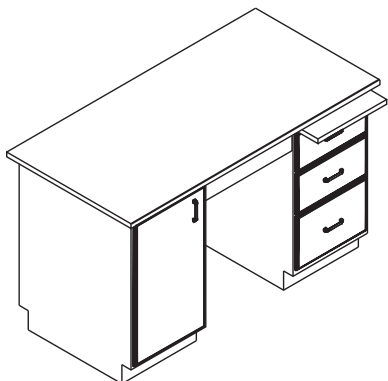
- (1) plunger type water pump
- (1) 3" x 6" oval epoxy resin cup sink
- (1) 20' extension cord connected to one AC duplex receptacle
- (2) 1 gallon polyethylene bottles with connections for water and waste
- (2) aluminum upright rods
- (1) aluminum crossbar
- (2) rod sockets
- (1) master keyed lock
- (4) heavy duty rubber tired casters: (2) rigid and (2) swivel with lock
- 1" thick work surface - material to be specified

Catalog Number: 6006

Dimensions of Components	Width	Height	Depth
Overall	65 1/4"	35 3/4"	27"
Overall (leaf down)	49 1/4"	-	27"
Base Cabinet (O.D.)	47 1/4"	31"	25"
Drawers (I.D.)	20 1/2"	6"	14"
Cupboard (I.D.)	22 1/2"	21 3/4"	14"
Rear cupboard	45 3/4"	21 3/4"	14"

Wood Science and Laboratory Furniture

Instructor's Desks



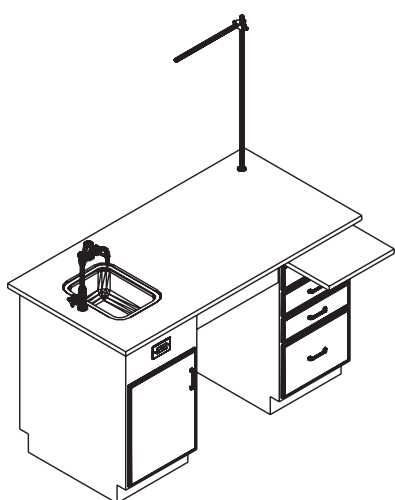
Equipment:

- (1) 18" wide cupboard: (1) adjustable shelf
- (1) 18" wide base cabinet: (1) file drawer, (2) storage drawers, (1) pullout writing slide
- (1) 21" wide knee space
- 1" thick work surface

Note: Service piping, traps and electric conduit are not included

Catalog Number: 7100

Dimensions of Components	Width	Height	Depth
Overall	60"	36"	30"



Equipment:

- (1) cold water gooseneck faucet
- (1) double gas turret
- (1) duplex AC receptacle
- (1) epoxy resin sink
- (1) polypropylene sink outlet with disc strainer
- (1) aluminum upright rod
- (1) aluminum Greenlaw arm
- (1) rod socket
- (1) master keyed lock
- 1" thick work surface - material to be specified

Note: Service piping, traps and electric conduit are not included

Catalog Number: 6008

Dimensions of Components	Width	Height	Depth
Overall	60"	36"	30"
(2) Base Cabinet (O.D.)	18"	35"	27"
Cupboard (I.D.)	16 1/2"	21 3/4"	25 3/4"
(1) Drawer (I.D.)	14 1/2"	3 1/2"	17"
(2) Drawers (I.D.)	14 1/2"	4 1/2"	17"
File Drawer (I.D.)	14 1/2"	10 1/2"	17"
Writing Slide	16 3/8"	-	17 3/4"
Sink (I.D.) (Sink Depth: 6")	14"		10"

Catalog Number: 6008A

Same as 6008 except overall height is 34"

Catalog Number: 6010

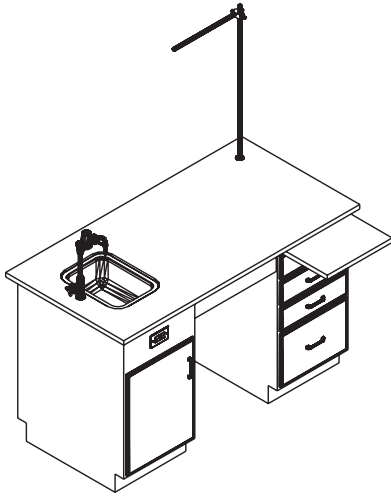
Same as 6008 except opposite hand

Catalog Number: 6010A

Same as 6010 except overall height is 34"

Wood Science and Laboratory Furniture

Instructor's Desks



Equipment:

- (1) cold water gooseneck faucet
- (1) double gas turret
- (1) duplex AC receptacle
- (1) epoxy resin sink
- (1) polypropylene sink outlet with disc strainer
- (1) aluminum upright rod
- (1) aluminum Greenlaw arm
- (1) rod socket
- (1) master keyed lock
- 1" thick work surface - material to be specified

Note: Service piping, traps and electric conduit are not included

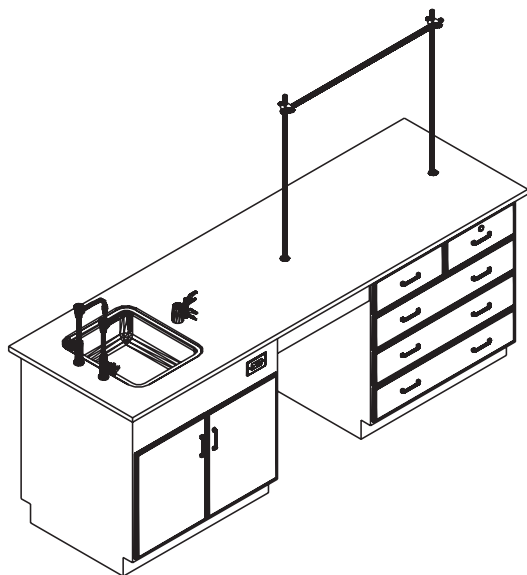
Catalog Number: 6012			
Dimensions of Components	Width	Height	Depth
Overall	60"	36"	30"
(2) Base Cabinet (O.D.)	18"	35"	27"
Cupboard (I.D.)	16 1/2"	21 3/4"	25 3/4"
(3) Drawers (I.D.)	14 1/2"	4 1/2"	17"
File Drawer (I.D.)	14 1/2"	10 1/2"	17"
Sink (I.D.) (Sink Depth: 6")	14"		10"

Catalog Number: 6012A

Same as 6012 except overall height is 34"

Wood Science and Laboratory Furniture

Instructor's Desks



Equipment:

- (1) cold water gooseneck faucet
- (1) hot water gooseneck faucet
- (1) double gas turret
- (1) duplex AC receptacle
- (1) drop in epoxy resin sink
- (1) epoxy resin sink outlet with strainer
- (2) aluminum upright rods
- (1) aluminum cross bar
- (2) rod sockets
- (1) master keyed lock
- 1" thick work surface - material to be specified

Note: Service piping, traps and electric conduit are not included

Catalog Number: 6016			
Dimensions of Components	Width	Height	Depth
Overall	96"	36"	30"
(2) Base Cabinets	35 1/4"	35"	27"
Cupboard (I.D.)	33 3/4"	21 3/4"	25 3/4"
(2) Drawers (I.D.)	14 1/2"	6"	17"
(3) Drawers (I.D.)	31 3/4"	6"	17"
Sink (I.D.) (Sink Depth: 11")	18"	-	15"

Catalog Number: 6016A

Same as 6016 except overall height is 34"

Catalog Number: 6017

Same as 6016 except with 7 drawer cabinet

Catalog Number: 6018

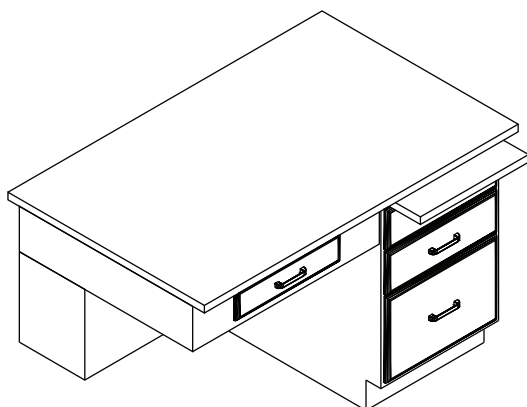
Same as 6016 except opposite hand

Catalog Number: 6018A

Same as 6018 except overall height is 34"

Catalog Number: 6019

Same as 6017 except opposite hand 7 drawer cabinet



Equipment:

- (1) master keyed lock
- Book shelf on back of the knee space
- 1" thick work surface - material to be specified

Note: Service piping, traps and electric conduit are not included

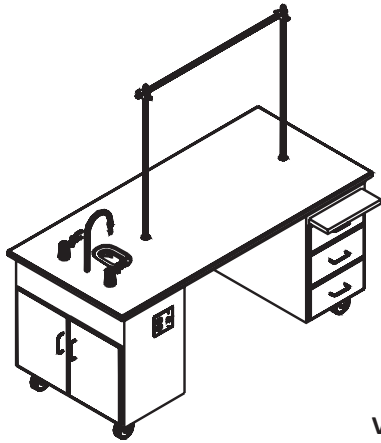
Catalog Number: 6020			
Dimensions of Components	Width	Height	Depth
Overall	48"	30"	30"
Base Cabinet (O.D.)	18"	29"	27"
(1) File Drawer	14 1/2"	10 1/2"	17"
(1) Drawer (I.D.)	14 1/2"	3 1/2"	17"
(1) Drawer (I.D.)	14 1/2"	4 1/2"	17"
(1) Kneespace Drawer (I.D.)	13"	2 1/4"	17"
Book Shelf (I.D.)	27"	10 1/2"	7 1/4"
Writing Slide	16 3/8"	-	17 3/4"

Catalog Number: 6021

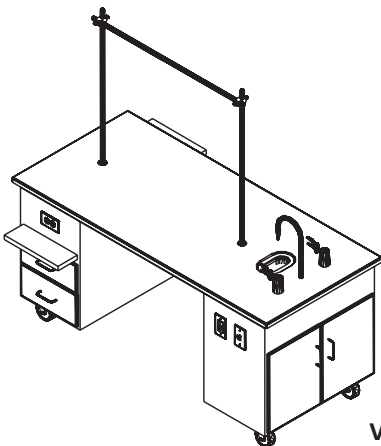
Same as 6020 except opposite hand

Wood Science and Laboratory Furniture

Mobile, ADA Accessible Lab Station



View 1



View 2

Equipment:

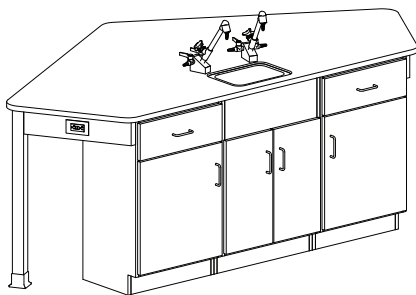
- (1) cold water fixture with electric pump and (2) 3-way switches
- (1) each, 2 1/2 gallon polyethylene carboy for supply and waste
- (1) epoxy resin cup sink, 3" x 6" diameter
- (1) gas turret and (1) air turret with 10' supply hose
- (4) 5" diameter casters: (2) rigid, (2) swivel with locks
- (1) aluminum crossbar assembly with (2) rod sockets
- (1) 25' electric supply cord, 16-3SJ with plug (NEMA S-15P) with (1) automatic rewind reel
- Carboys, electric pump and cord with its rewind wheel are housed in the two door cupboard on one end of unit
- The other end unit has two drawers with a pullout board on one side, and three drawers with a pullout writing board on the opposite side
- Unit is equipped with (3) duplex, 15 amp, 120 volt AC receptacles. (1) is GFCI type for complete circuit protection.
- Support frame for tops is 1" x 1 1/2" steel tubing, with black acid resistant finish.
- 1" thick work surface - material to be specified

Note: Gas and air supply must be provided from fixed sources in classroom or lab. As a safety precaution, no propane, gas or oxygen cannisters should be contained within the unit

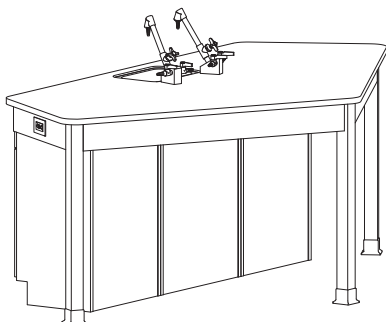
Catalog Number: 6007

Dimensions of Components	Width	Height	Depth
Overall	65 3/4"	30"	32"
Wheelchair access	32"	30"	30"

The Wedge™ Student Table



View 1



View 2

This table can easily accommodate 6 students, more if entire circumference is accessed. A number of style modifications can be made to the standard Wedge design, including variations on the cabinets to multiple drawer units; additional gas turrets and/or electrical; or installation of plumbing access panel with the elimination of the standard sink cabinet with doors.

Equipment:

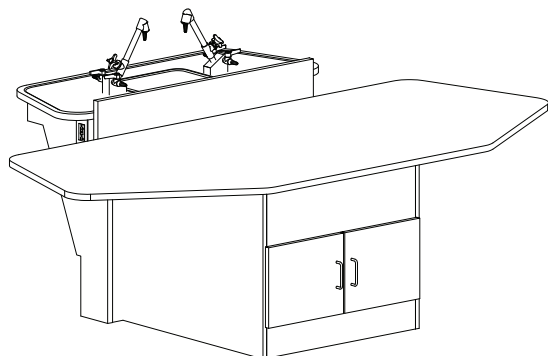
- (2) multi-service fixtures: each containing (1) cold water gooseneck and (2) gas turrets
- (1) 12" epoxy resin sink
- (1) epoxy resin sink plug with disc strainer
- (2) AC duplex, GFCI receptacles
- 1" thick work surface - material to be specified

Catalog Number: 8826

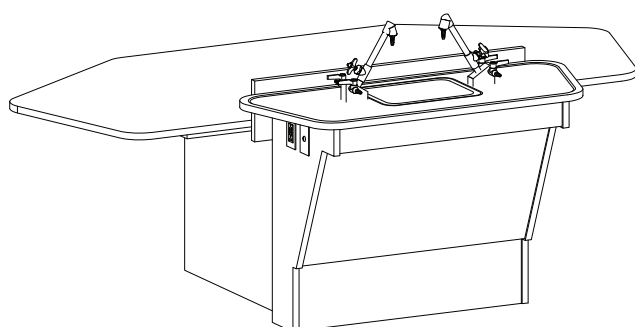
Dimensions of Components	Width	Height	Depth
Overall	93 3/16"	36"	49 9/16"
Base (O.D.)	66"	28 1/2"	31 1/16"
Cabinets (O.D.)	21"	35"	15 1/2"
Sink Cabinet (I.D.)	24"	35"	15 1/2"
Sink (I.D.)	12"	-	8"
(Sink Depth: 6")			

Wood Science and Laboratory Furniture

Magnetar™ Laboratory Table



View 1



View 2

The Magnetar Laboratory Table is designed to accommodate both lab and lecture functions while providing ample counter top space for 4. A centralized work center provides access to computer, monitor, and wired or remote keyboard, while maximum counter space remains available for lab experiments when required. Base is wood with internal steel frame a pull-out shelf that provides ample space for securing CPU, hardware and a printer (not included).

The work surface is adjustable from 30" to 35", allowing the table to be ADA accessible or used by standing or seated students not requiring ADA compatibility. The work surfaces is adjusted by an electric actuator using a key switch in the sink cabinet, and requires no special tools for adjustment.

The ADA compliant sink cabinet is at a fixed height of 34", and is equipped with two combination cold water and gas fixtures, two GFCI duplex electric receptacles, and a 14" x 10" x 5" drop in sink. Work surface material to be specified. Optional mobile 3 drawer cabinets with specified 1" work surface material are available.


Catalog Number: 8834

Dimensions of Components	Width	Height	Depth
Work Table	96"	30" to 36"	42"
Sink Cabinet	54 3/8"	34"	20 3/4"



Wood Science and Laboratory Furniture

Skeleton Cabinet



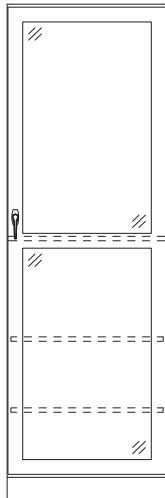
Door has three point locking handle

Equipment:

- (1) pullout hanger

Catalog Number: 6922			
Dimensions of Components	Width	Height	Depth
Overall	27"	84"	16"
Catalog Number: 6923			
Same as 6922 except 22 1/2" Deep			

Torso Cabinet



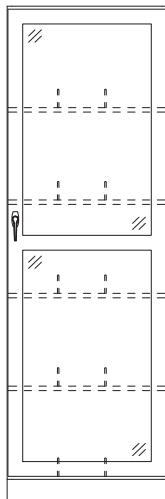
Door has three point locking handle

Equipment:

- (1) pullout hanger
- (2) adjustable shelves

Catalog Number: 6924			
Dimensions of Components	Width	Height	Depth
Overall	27"	84"	16"
Torso Compartment	20 7/8"	42"	12 3/4"
Catalog Number: 6925			
Same as 6924 except 22 1/2" Deep			

Microscope Cabinet



Door has three point locking handle

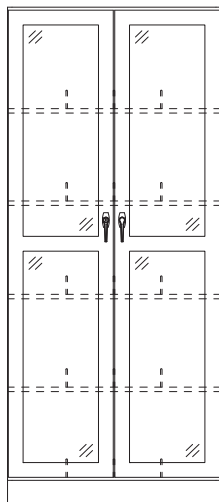
Equipment:

- (4) 1" thick fixed shelves: accommodates 15 microscopes
- Dividers are chrome plated, 1/4" diameter bent wire installed 8 1/8" apart

Catalog Number: 6940			
Dimensions of Components	Width	Height	Depth
Overall	27"	84"	16"
Catalog Number: 6940B			
Same as 6940 except 22 1/2" Deep			

Wood Science and Laboratory Furniture

Microscope Cabinet




Door has three point locking handle

Equipment:

- (4) 1" thick fixed shelves: can accommodate 20 microscopes
- Dividers are chrome plated, 1/4" diameter bent wire installed 8 1/8" apart

Catalog Number: 6942			
Group A	Group B	Height	Depth
35 1/4"	36"	84"	16"
Catalog Number: 6942B			
Same as 6942 except 22 1/2" Deep			
Catalog Number: 6943			
Same as 6942 except 41 1/4 wide"; will accommodate 20 microscopes and 9 9/16" between dividers			
Catalog Number: 6943B			
Same as 6943 except 22 1/2" Deep			
Catalog Number: 6944			
Same as 6942 except 47 1/4" wide, will accommodate 30 microscopes and 7 3/16" between dividers			
Catalog Number: 6944B			
Same as 6944 except 22 1/2" Deep			

Compartment Storage Cabinet



Storage for variety of laboratory apparatus. Door has three point locking handle.

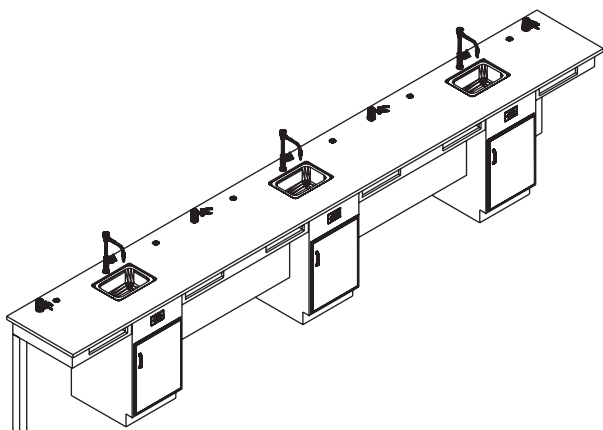
Equipment:

- (4) vertical compartments with (5) adjustable shelves

Catalog Number: 6948			
Group A	Group B	Height	Depth
47 1/4"	48"	84"	16"
Catalog Number: 6949			
Same as 6948 except 22 1/2" Deep			

Wood Science and Laboratory Furniture

6 Student Lab Table



Equipment:

- (3) cold water gooseneck faucets
- (2) double and (2) single gas cocks
- (3) duplex AC receptacles
- (3) drop in epoxy resin sinks
- (3) polypropylene sink outlets with strainers
- (6) rod sockets
- 1" thick work surface - material to be specified

Note: Burette rods and upright rod assemblies are not included (order separately). Traps, drain lines, service piping and electric conduit are not included.

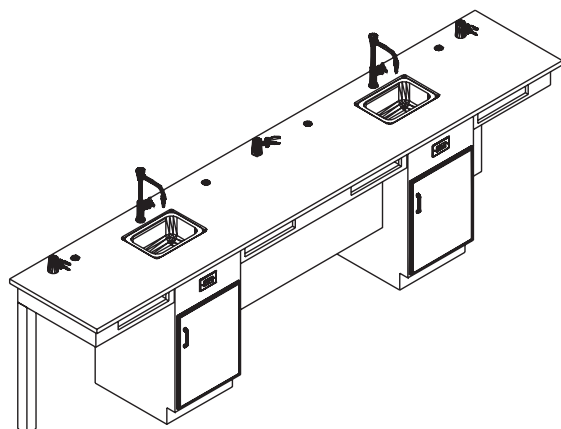
Catalog Number: 6038

Dimensions of Components	Width	Height	Depth
Overall	16'	36"	24"
(3) Base Cabinets (O.D.)	18"	35"	22"
Back Splash	16'	4"	1"
(6) Compartments (I.D.)	15"	3"	16"
(3) Cupboards (I.D.)	16 1/2"	21 3/4"	20 3/4"
(3) Sinks (I.D.) (Sink Depth: 6")	12"	-	8"

Catalog Number: 6040

Same as 6038 except equipped with (6) drawers (11 7/8" W x 2 1/4" H x 15" D, I.D.) with master keyed locks instead of compartments.

4 Student Lab Table



Equipment:

- (2) cold water gooseneck faucets
- (1) double and (2) single gas cocks
- (2) duplex AC receptacles
- (2) drop in epoxy resin sinks
- (2) polypropylene sink outlets with strainer
- (4) rod sockets
- 1" thick work surface - material to be specified

Note: Burette rods and upright rod assemblies are not included (order separately). Traps, drain lines, service piping and electric conduit are not included.

Catalog Number: 6042

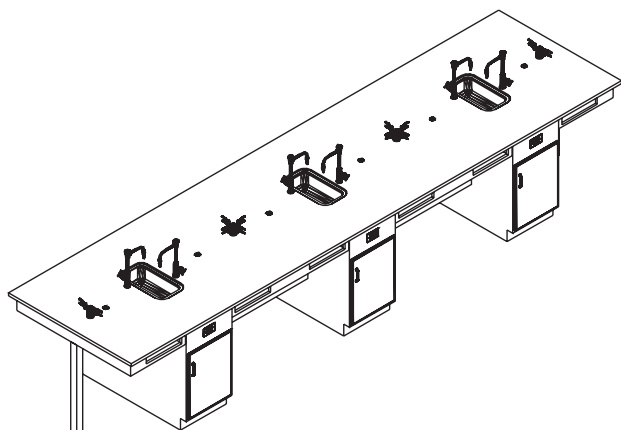
Dimensions of Components	Width	Height	Depth
Overall	10' 8"	36"	24"
(2) Base Cabinets (O.D.)	18"	35"	22"
Back Splash	10' 8"	4"	1"
(4) Compartments (I.D.)	13 7/8"	3"	16"
(2) Cupboards (I.D.)	16 1/2"	21 3/4"	20 3/4"
(2) Sinks (I.D.) (Sink Depth: 6")	12"	-	8"

Catalog Number: 6044

Same as 6042 except equipped with (4) drawers (11 7/8" W x 2 1/4" H x 15" D, I.D.) with master keyed locks instead of compartments.

Wood Science and Laboratory Furniture

12 Student Lab Table



Equipment:

- (6) cold water gooseneck faucets
- (2) 4-way and (2) double gas cocks
- (6) duplex AC receptacles
- (3) epoxy drop in resin sinks
- (3) polypropylene sink outlets with strainer
- (6) rod sockets
- 1" thick work surface - material to be specified

Note: Burette rods and upright rod assemblies are not included (order separately). Traps, drain lines, service piping and electric conduit are not included.

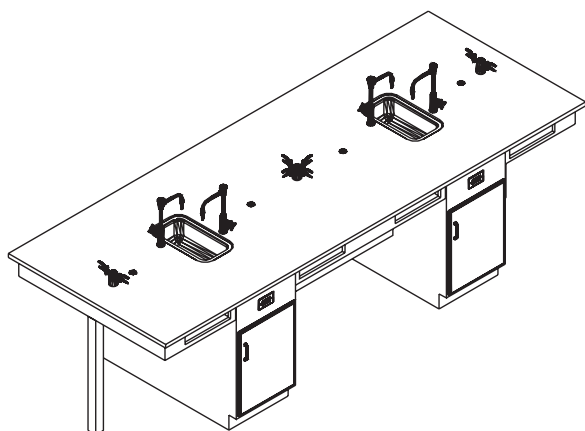
Catalog Number: 6046

Dimensions of Components	Width	Height	Depth
Overall	16'	36"	48"
(3) Base Cabinets (O.D.)	18"	35"	45"
(12) Compartments (I.D.)	13 7/8"	3"	16"
(3) Double Faced Cupboards (I.D.)	16 1/2"	21 3/4"	44 1/4"
(3) Sinks (I.D.) (Sink Depth: 7")	16"	-	8"

Catalog Number: 6048

Same as 6046 except equipped with (12) drawers (11 7/8" W x 2 1/4" H x 15" D, I.D.) with master keyed locks instead of compartments.

8 Student Lab Table



Equipment:

- (4) cold water gooseneck faucets
- (1) 4-way and (2) double gas cocks
- (4) duplex AC receptacles
- (2) drop in epoxy resin sinks
- (2) polypropylene sink outlets with strainers
- (4) rod sockets
- 1" thick work surface - material to be specified

Note: Burette rods and upright rod assemblies are not included (order separately). Traps, drain lines, service piping and electric conduit are not included.

Catalog Number: 6050

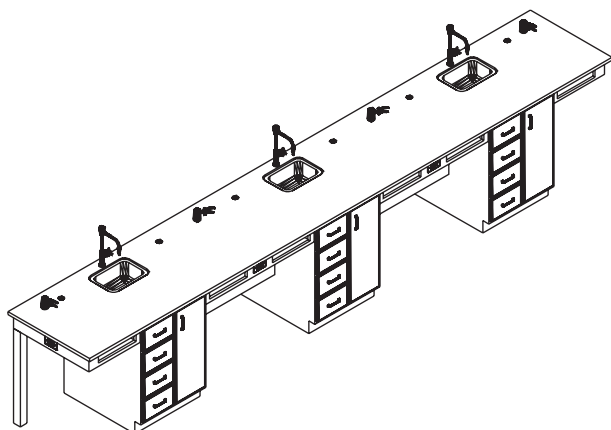
Dimensions of Components	Width	Height	Depth
Overall	10' 8"	36"	48"
(2) Base Cabinets (O.D.)	18"	35"	45"
(8) Compartments (I.D.)	13 7/8"	3"	16"
(2) Double Faced Cupboards (I.D.)	16 1/2"	21 3/4"	44 1/4"
(2) Sinks (I.D.) (Sink Depth: 7")	16"	-	8"

Catalog Number: 6052

Same as 6050 except equipped with (8) drawers (11 7/8" W x 2 1/4" H x 15" D, I.D.) with master keyed locks instead of compartments.

Wood Science and Laboratory Furniture

6 Student Lab Table



Equipment:

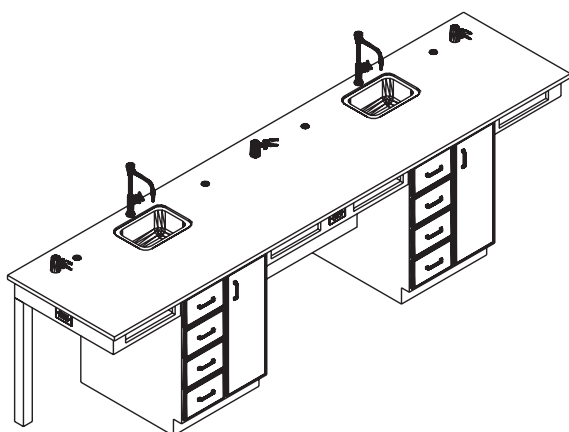
- (3) cold water gooseneck faucets
- (2) double and (2) single gas cocks
- (4) duplex AC receptacles
- (3) drop in epoxy resin sinks
- (3) polypropylene sink outlets with strainer
- (6) rod sockets
- (3) adjustable shelves
- 1" thick work surface - material to be specified

Note: Burette rods and upright rod assemblies are not included (order separately). Traps, drain lines, service piping and electric conduit are not included.

Catalog Number: 6054

Dimensions of Components	Width	Height	Depth
Overall	16'	36"	30"
(3) Base Cabinets (O.D.)	24"	35"	28 1/4"
(12) Drawers (I.D.)	8 7/8"	6"	13"
(3) Cupboards (I.D.)	10 7/8"	29 1/4"	13"
(6) Compartments (I.D.)	13 7/8"	3"	16"
(3) Sinks (I.D.) (Sink Depth: 6")	12"	-	6"

4 Student Lab Table



Equipment:

- (2) cold water gooseneck faucets
- (1) double and (2) single gas cocks
- (3) duplex AC receptacles
- (2) drop in epoxy resin sinks
- (2) polypropylene sink outlets with strainers
- (4) rod sockets
- (2) adjustable shelves
- 1" thick work surface - material to be specified

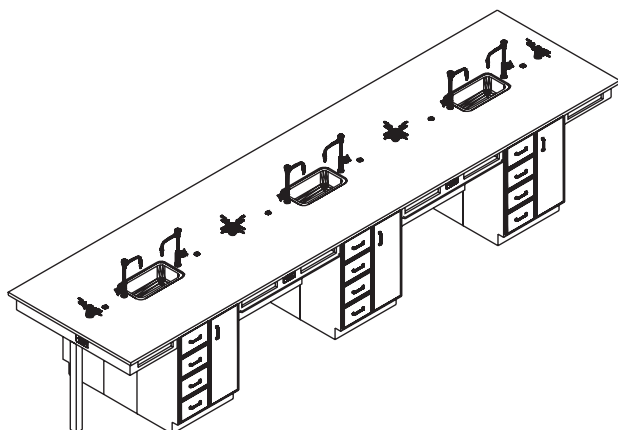
Note: Burette rods and upright rod assemblies are not included (order separately). Traps, drain lines, service piping and electric conduit are not included.

Catalog Number: 6054

Dimensions of Components	Width	Height	Depth
Overall	10' 8"	36"	30"
(2) Base Cabinets (O.D.)	24"	35"	28 1/4"
(8) Drawers (I.D.)	8 7/8"	6"	13"
(2) Cupboards (I.D.)	10 7/8"	29 1/4"	13"
(4) Compartments (I.D.)	13 7/8"	3"	16"
(2) Sinks (I.D.) (Sink Depth: 6")	12"	-	8"

Wood Science and Laboratory Furniture

12 Student Lab Table



Equipment:

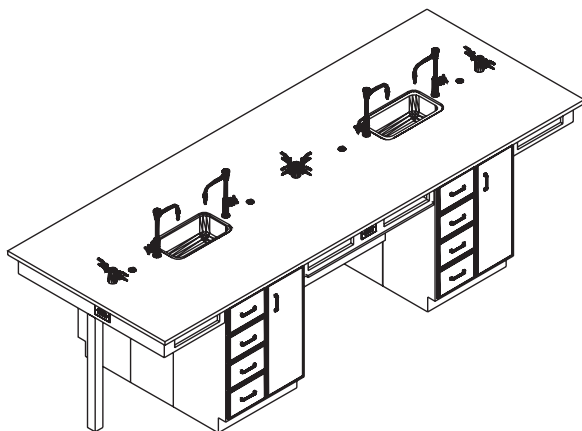
- (6) cold water gooseneck faucets
- (2) 4-way and (2) double gas cocks
- (6) duplex AC receptacles
- (3) drop in epoxy resin sinks
- (3) polypropylene sink outlets with strainers
- (6) rod sockets
- (6) adjustable shelves
- 1" thick work surface - material to be specified

Note: Burette rods and upright rod assemblies are not included (order separately). Traps, drain lines, service piping and electric conduit are not included.

Catalog Number: 6058

Dimensions of Components	Width	Height	Depth
Overall	16'	36"	48"
(6) Base Cabinets (O.D.)	24"	35"	16"
(24) Drawers (I.D.)	8 7/8"	6"	13"
(6) Cupboards (I.D.)	10 7/8"	29 1/4"	13"
(12) Compartments (I.D.)	13 7/8"	3"	16"
(3) Sinks (I.D.) (Sink Depth: 7")	16"	-	8"

8 Student Lab Table



Equipment:

- (4) cold water gooseneck faucets
- (1) 4-way and (2) double gas cocks
- (4) duplex AC receptacles
- (2) drop in epoxy resin sinks
- (2) polypropylene sink outlets with strainers
- (4) rod sockets
- (4) adjustable shelves
- 1" thick work surface - material to be specified

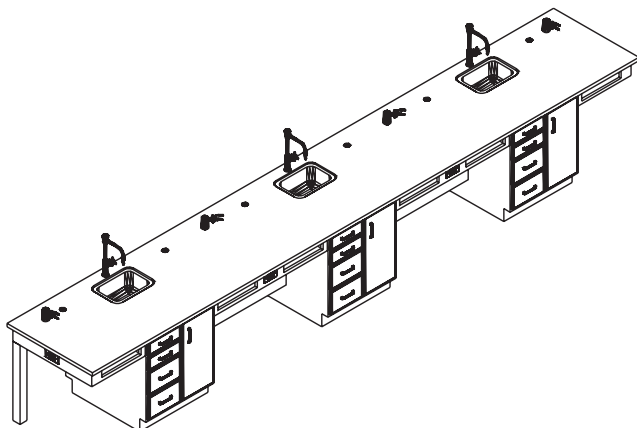
Note: Burette rods and upright rod assemblies are not included (order separately). Traps, drain lines, service piping and electric conduit are not included.

Catalog Number: 6060

Dimensions of Components	Width	Height	Depth
Overall	10' 8"	36"	48"
(4) Base Cabinets (O.D.)	24"	35"	16"
(16) Drawers (I.D.)	8 7/8"	6"	13"
(4) Cupboards (I.D.)	10 7/8"	29 1/4"	13"
(8) Compartments (I.D.)	13 7/8"	3"	16"
(2) Sinks (I.D.) (Sink Depth: 7")	16"	-	8"

Wood Science and Laboratory Furniture

6 Student Lab Table



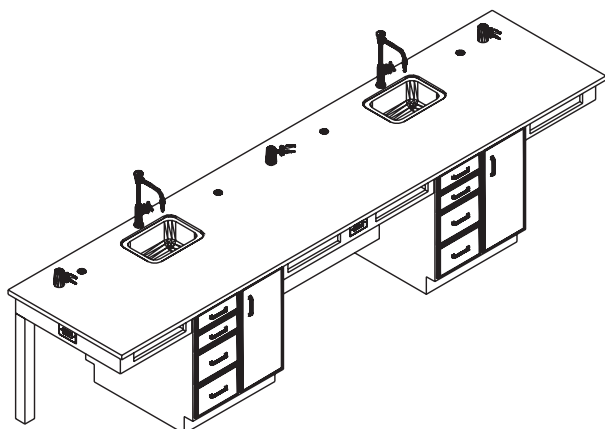
Equipment:

- (3) cold water goosenecks faucets
- (2) double and (2) single gas cocks
- (4) duplex AC receptacles
- (3) drop in epoxy resin sinks
- (3) polypropylene sink outlets with strainers
- (6) rod sockets
- (3) adjustable shelves
- 1" thick work surface - material to be specified

Note: Burette rods and upright rod assemblies are not included (order separately). Traps, drain lines, service piping and electric conduit are not included.

Catalog Number: 6062			
Dimensions of Components	Width	Height	Depth
Overall	16'	30"	30"
(3) Base Cabinets (O.D.)	24"	29"	28 1/4"
(6) Drawers (I.D.)	8 7/8"	2 1/2"	13"
(6) Drawers (I.D.)	8 7/8"	6 1/2"	13"
(3) Cupboards (I.D.)	13"	10 7/8"	23 1/4"
(6) Compartments (I.D.)	13 7/8"	3"	16"
(3) Sinks (I.D.) (Sink Depth: 6")	12"	-	8"

6 Student Lab Table



Equipment:

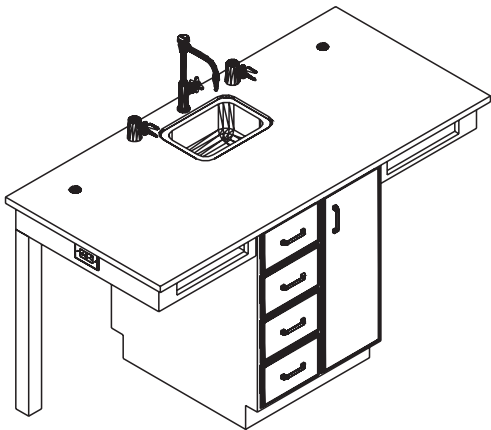
- (2) cold water goosenecks faucets
- (1) double and (2) single gas cocks
- (3) duplex AC receptacles
- (2) drop in epoxy resin sinks
- (2) polypropylene sink outlets with strainers
- (4) rod sockets
- (2) adjustable shelves
- 1" thick work surface - material to be specified

Note: Burette rods and upright rod assemblies are not included (order separately). Traps, drain lines, service piping and electric conduit are not included.

Catalog Number: 6064			
Dimensions of Components	Width	Height	Depth
Overall	10' 8"	30"	30"
(2) Base Cabinets (O.D.)	24"	29"	28 1/4"
(4) Drawers (I.D.)	8 7/8"	2 1/2"	13"
(4) Drawers (I.D.)	8 7/8"	6 1/2"	13"
(2) Cupboards (I.D.)	13"	10 7/8"	23 1/4"
(4) Compartments (I.D.)	13 7/8"	3"	16"
(2) Sinks (I.D.) (Sink Depth: 6")	12"	-	8"

Wood Science and Laboratory Furniture

2 Student Lab Table

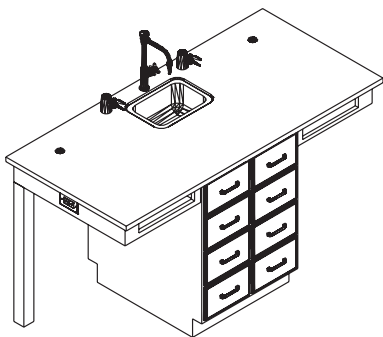


Equipment:

- (1) cold water gooseneck faucet
- (2) single gas cocks
- (2) duplex AC receptacles
- (1) drop in epoxy resin sink
- (1) polypropylene sink outlet with disc strainer
- (2) rod sockets
- (1) adjustable shelf
- 1" thick work surface - material to be specified

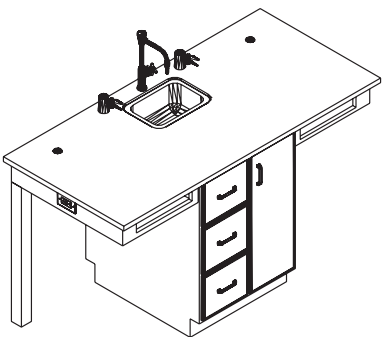
Note: Burette rods and upright rod assemblies are not included (order separately). Traps, drain lines, service piping and electric conduit are not included.

Catalog Number: 6066			
Dimensions of Components	Width	Height	Depth
Overall	64"	36"	30"
(1) Base Cabinet (O.D.)	24"	35"	28 1/4"
(1) Cupboard (I.D.)	10 7/8"	29 1/4"	13"
(4) Drawers (I.D.)	8 7/8"	6"	13"
(2) Compartments (I.D.)	13 7/8"	3"	16"
Sink (I.D.)	12"	-	8"
(Sink Depth: 6")			



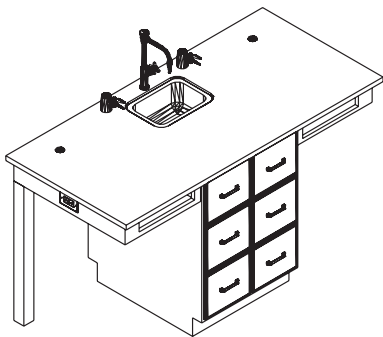
Catalog Number: 6068

Same as 6066 except cupboard and shelf are omitted and quantity of drawers is increased to 8.



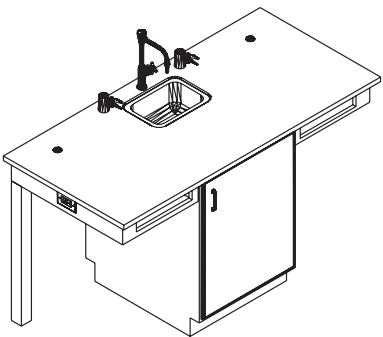
Catalog Number: 6070

Same as 6066 except quantity of drawers is decreased to 3. Drawers are 8 1/2" H (I.D.).



Catalog Number: 6072

Same as 6066 except cupboard and shelf are omitted and quantity of drawers increases to 6. Drawers are 8 1/2" H (I.D.).

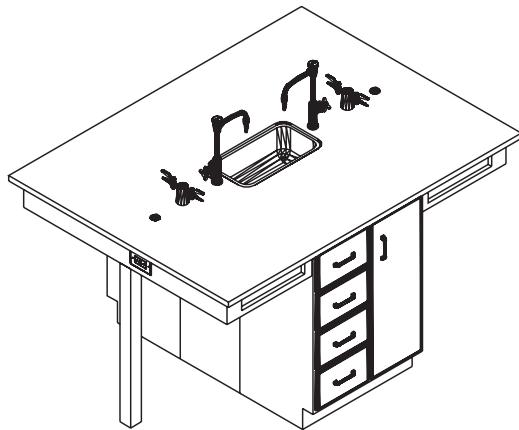


Catalog Number: 6074

Same as 6066 except drawers are omitted and cupboard width increases to 22 1/2".

Wood Science and Laboratory Furniture

4 Student Lab Table

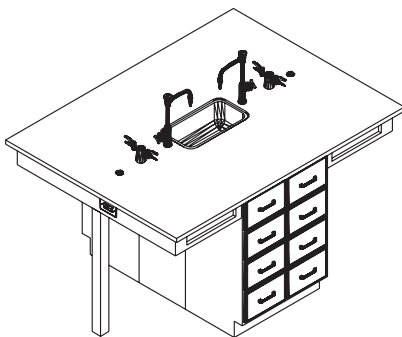


Equipment:

- (2) cold water gooseneck faucets
- (2) double gas cocks
- (2) duplex AC receptacles
- (1) epoxy resin sink
- (1) polypropylene sink outlet with disc strainer
- (2) rod sockets
- (2) adjustable shelves
- 1" thick work surface - material to be specified

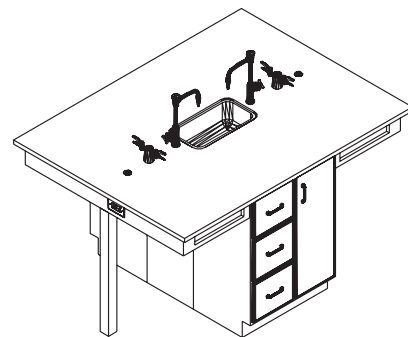
Note: Burette rods and upright rod assemblies are not included (order separately). Traps, drain lines, service piping and electric conduit are not included.

Catalog Number: 6076			
Dimensions of Components	Width	Height	Depth
Overall	64"	36"	48"
(2) Base Cabinets (O.D.)	24"	35"	16"
(2) Cupboards (I.D.)	10 7/8"	29 1/4"	13"
(8) Drawers (I.D.)	8 7/8"	6"	13"
(4) Compartments (I.D.)	15"	3"	16"
Sink (I.D.) (Sink Depth: 7")	16"	-	8"



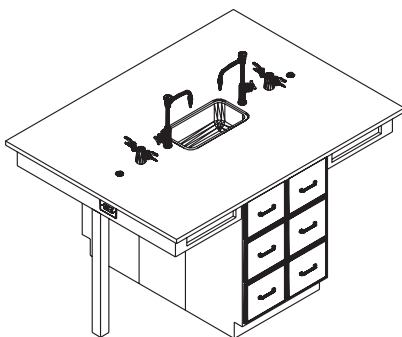
Catalog Number: 6078

Same as 6076 except cupboards and shelves are omitted and quantity of drawers is increased to 16.



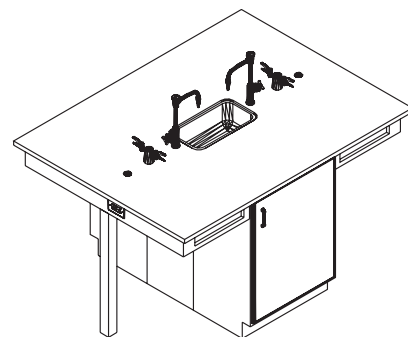
Catalog Number: 6080

Same as 6076 except quantity of drawers is decreased to 6. Drawers are 8 1/2" H (I.D.).



Catalog Number: 6082

Same as 6076 except cupboards and shelves are omitted and the quantity of drawers is increased to 12. Drawers are 8 1/2" H (I.D.).

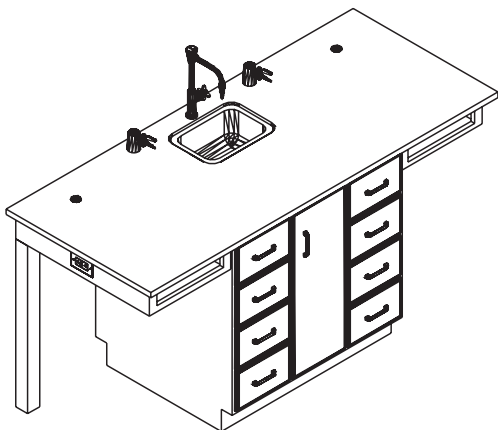


Catalog Number: 6084

Same as 6076 except drawers are omitted and cupboard width is increased to 22 1/2".

Wood Science and Laboratory Furniture

2 Student Lab Table

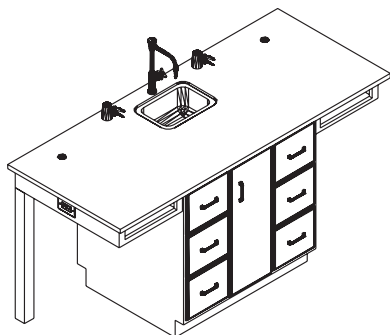


Equipment:

- (1) cold water gooseneck faucet
- (2) single gas cocks
- (2) duplex AC receptacles
- (1) drop in epoxy resin sink
- (1) polypropylene sink outlet with disc strainer
- (2) rod sockets
- (1) adjustable shelf
- 1" thick work surface - material to be specified

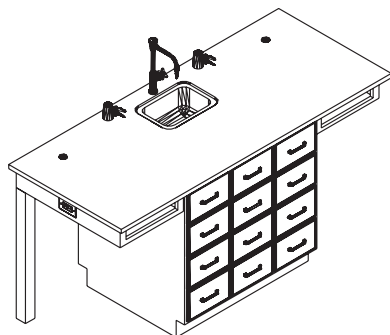
Note: Burette rods and upright rod assemblies are not included (order separately). Traps, drain lines, service piping and electric conduit are not included.

Catalog Number: 6086			
Dimensions of Components	Width	Height	Depth
Overall	72"	36"	30"
(1) Base Cabinet (O.D.)	35 1/4"	35"	28 1/4"
(1) Cupboard (I.D.)	10 1/2"	29 1/4"	13"
(8) Drawers (I.D.)	8 7/8"	6"	13"
(2) Compartments (I.D.)	13 7/8"	3"	16"
Sink (I.D.)	12"	-	8"
(Sink Depth: 6")			



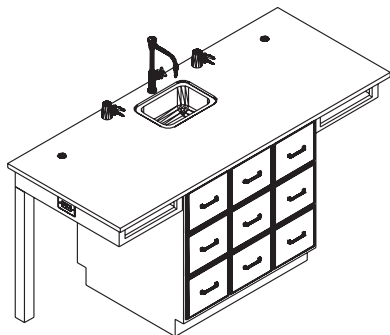
Catalog Number: 6088

Same as 6086 except quantity of drawers is decreased to 6. Drawers are 8 1/2" H (I.D.).



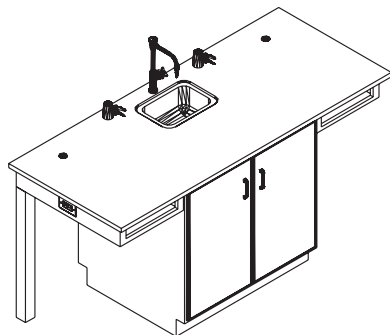
Catalog Number: 6090

Same as 6086 except cupboard and shelf are omitted and the quantity of drawers is increased to 12.



Catalog Number: 6092

Same as 6086 except cupboard and shelf are omitted and quantity of drawers is increased to 9. Drawers are 8 1/2" H (I.D.).

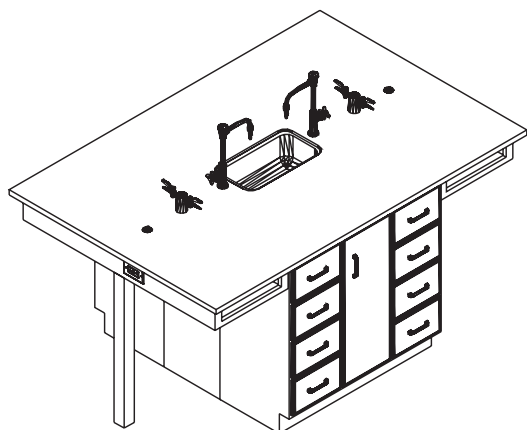


Catalog Number: 6094

Same as 6086 except drawers are omitted and the cupboard width is increased to 33 3/4".

Wood Science and Laboratory Furniture

4 Student Lab Table

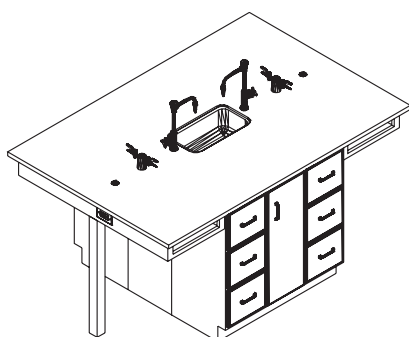


Equipment:

- (2) cold water gooseneck faucets
- (2) double gas cocks
- (2) duplex AC receptacles
- (1) drop in epoxy resin sink
- (1) polypropylene sink outlet with disc strainer
- (2) rod sockets
- (2) adjustable shelves
- 1" thick work surface - material to be specified

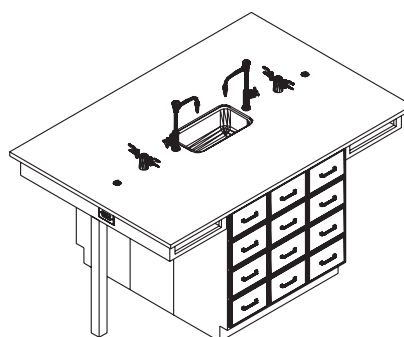
Note: Burette rods and upright rod assemblies are not included (order separately). Traps, drain lines, service piping and electric conduit are not included.

Catalog Number: 6096			
Dimensions of Components	Width	Height	Depth
Overall	72"	36"	48"
(2) Base Cabinets (O.D.)	35 1/4"	35"	16"
(2) Cupboards (I.D.)	10 1/2"	29 1/4"	13"
(16) Drawers (I.D.)	8 1/2"	6"	13"
(4) Compartments (I.D.)	13 7/8"	3"	16"
Sink (I.D.) (Sink Depth: 7")	16"	-	8"



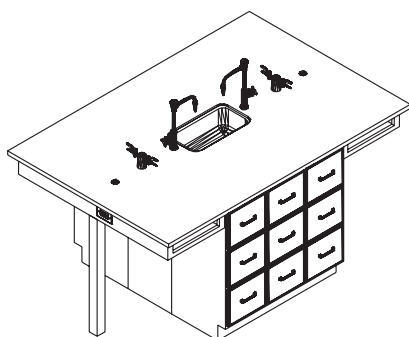
Catalog Number: 6098

Same as 6096 except quantity of drawers is decreased to 12.
Drawers are 8 1/2" H (I.D.)



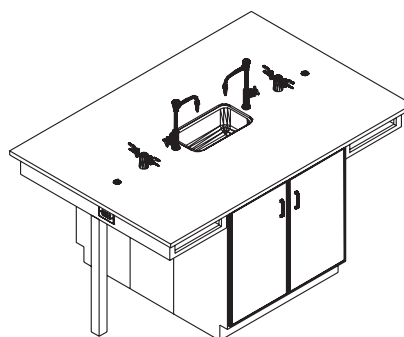
Catalog Number: 6100

Same as 6096 except cupboards and shelves are omitted and the quantity of drawers is increased to 24.



Catalog Number: 6102

Same as 6096 except cupboards and shelves are omitted and the quantity of drawers is increased to 18. Drawers are 8 1/2" H (I.D.)

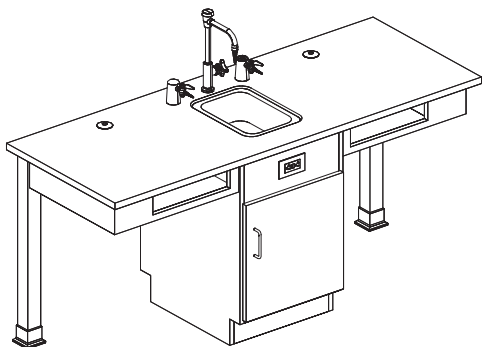


Catalog Number: 6104

Same as 6096 except drawers are omitted and the width of cupboards is increased to 33 3/4".

Wood Science and Laboratory Furniture

2 Student Lab Table



Equipment:

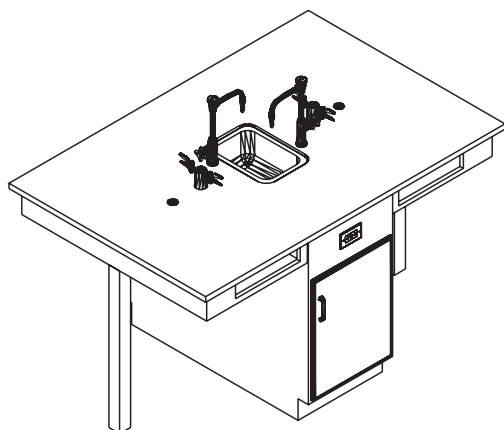
- (1) cold water gooseneck faucet
- (2) single gas cocks
- (1) duplex AC receptacle
- (1) epoxy resin sink
- (1) polypropylene sink outlet with disc strainer
- (2) rod sockets
- 1" thick work surface - material to be specified

Note: Burette rods and upright rod assemblies are not included (order separately). Traps, drain lines, service piping and electric conduit are not included.

Catalog Number: 6156			
Dimensions of Components	Width	Height	Depth
Overall	64"	30"	24"
(1) Base Cabinet (O.D.)	18"	29"	22"
(1) Cupboard (I.D.)	16 1/2"	17 1/4"	20 3/4"
(2) Compartments (I.D.)	13 1/2"	3"	16"
Sink (I.D.) (Sink Depth: 6")	12"	-	8"

Catalog Number: 6158	
Same as 6156 except equipped with (2) drawers, 11 7/8" W x 2 1/4" H x 15" D (I.D.), with master keyed locks instead of compartments	
Catalog Number: 6160	
Same as 6156 except 36" H.	
Catalog Number: 6162	
Same as 6158 except 36" H.	

4 Student Lab Table



Equipment:

- (2) cold water gooseneck faucets
- (2) double gas cocks
- (2) duplex AC receptacles
- (1) epoxy resin sink
- (1) polypropylene sink outlet with disc strainer
- (2) rod sockets
- 1" thick work surface - material to be specified

Note: Burette rods and upright rod assemblies are not included (order separately). Traps, drain lines, service piping and electric conduit are not included.

Catalog Number: 6164			
Dimensions of Components	Width	Height	Depth
Overall	64"	30"	42"
(1) Double Faced Base Cabinet (O.D.)	18"	29"	39 1/2"
(2) Cupboards (I.D.)	16 1/2"	17 1/4"	16 1/4"
(4) Compartments (I.D.)	13 1/2"	3"	16"
Sink (I.D.) (Sink Depth: 6")	12"	-	8"

Catalog Number: 6166

Same as 6164 except equipped with (4) drawers, 11 7/8" W x 2 1/4" H x 15" D (I.D.), with master keyed locks instead of compartments

Catalog Number: 6168

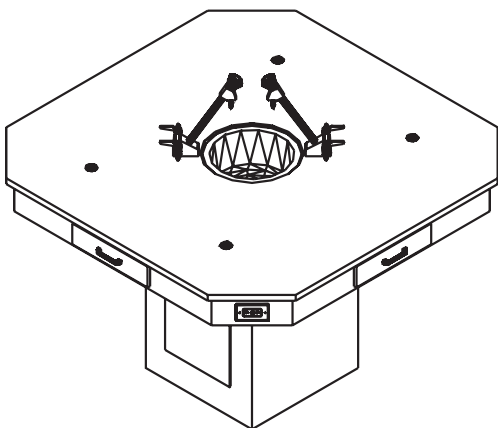
Same as 6164 except 36" H.

Catalog Number: 6170

Same as 6166 except 36" H.

Wood Science and Laboratory Furniture

Student Table for Biology, Physics and Chemistry



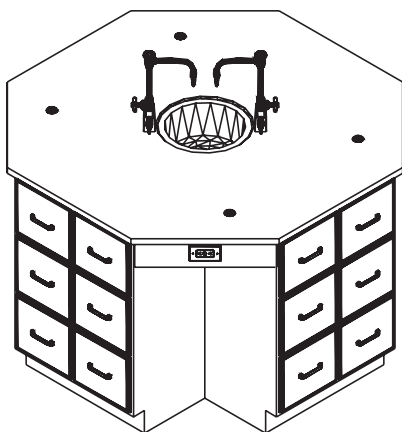
Equipment:

- (2) multi-service fixtures: each containing cold water gooseneck and (2) gas cocks
- (1) 12" diameter epoxy resin sink, 7 1/2" deep
- (1) epoxy resin sink plug with disc strainer
- (2) AC duplex receptacles
- (4) rod rockets
- (4) master keyed locks
- 1" thick work surface - material to be specified

Note: Burette rods and upright rod assemblies are not included (order separately). Traps, drain lines, service piping and electric conduit are not included.

Catalog Number: 6105

Dimensions of Components	Width	Height	Depth
Overall	56"	36"	56"
Pedestal Base (O.D.)	20 1/2"	35"	20 1/2"
(4) Drawers (I.D.)	13"	2 3/4"	13"



Equipment:

- (2) multi-service fixtures: each containing cold water gooseneck and (2) gas cocks
- (1) 12" diameter epoxy resin sink, 7 1/2" depth
- (1) epoxy resin sink plug with disc strainer
- (2) AC duplex receptacles
- (4) rod sockets
- (24) master keyed locks
- 1" thick work surface - material to be specified

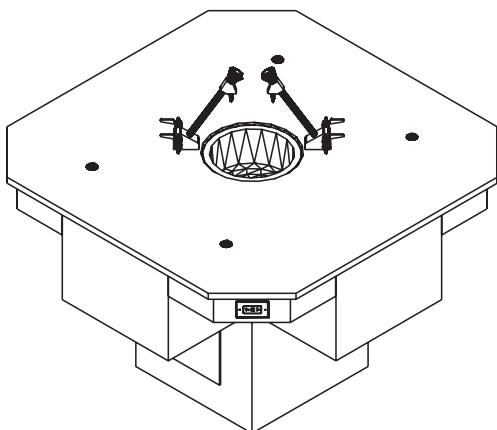
Note: Burette rods and upright rod assemblies are not included (order separately). Traps, drain lines, service piping and electric conduit are not included.

Catalog Number: 6107

Dimensions of Components	Width	Height	Depth
Overall	55"	36"	55"
(4) Base Cabinets (O.D.)	21"	35"	16"

Wood Science and Laboratory Furniture

Student Table for Biology, Physics and Chemistry



Equipment:

- (2) multi-service fixtures: containing cold water gooseneck and (2) gas cocks
- (1) 12" diameter epoxy resin sink, 7 1/2" depth
- (1) epoxy resin sink plug with disc strainer
- (2) AC duplex receptacles
- (4) rod sockets
- (16) master keyed locks
- 1" thick work surface - material to be specified

Note: Burette rods and upright rod assemblies are not included (order separately). Traps, drain lines, service piping and electric conduit are not included.

Catalog Number: 6109A			
Dimensions of Components	Width	Height	Depth
Overall	56"	36"	56"
(4) Suspended Base Cabinets (O.D.)	21"	15 3/4"	15 1/4"
Pedestal Base (O.D.)	22 1/2"	35"	22 1/2"

Catalog Number: 6109B

Same as 6109A except suspended base cabinets are single cupboards. (see Cabinet Key)

Catalog Number: 6109C

Same as 6109A except suspended base cabinets are (2) drawers and (1) cupboard. (see Cabinet Key)

Catalog Number: 6109D

Same as 6109A except suspended base cabinets are (2) full width drawers. (see Cabinet Key)


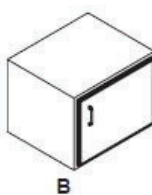
Catalog Number: 6109E

Same as 6109A except suspended base cabinets are (2) small and (1) large full width drawers. (see Cabinet Key)

Catalog Number: 6109F

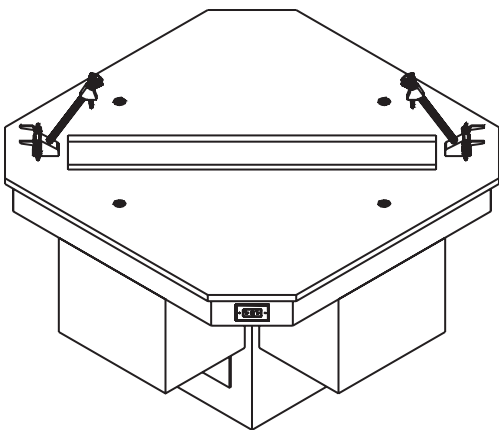
Same as 6109A except suspended base cabinets are (1) small drawer. (see Cabinet Key)

Cabinet Key



Wood Science and Laboratory Furniture

Student Table for Biology, Physics and Chemistry



Equipment:

- (2) multi-service fixtures: containing cold water gooseneck and (2) gas cocks
- (1) epoxy resin trough (I.D. 51" L x 9" W x 4 1/4" D)
- (1) epoxy resin sink plug with disc strainer
- (2) AC duplex receptacles
- (4) rod sockets
- (16) master keyed locks
- 1" thick work surface - material to be specified

Note: Burette rods and upright rod assemblies are not included (order separately). Traps, drain lines, service piping and electric conduit are not included.

Catalog Number: 6112A			
Dimensions of Components	Width	Height	Depth
Overall	56"	36"	56"
(4) Suspended Base Cabinets (O.D)	21"	15 3/4"	15 3/4"
Pedestal Base (O.D.)	22 1/2"	28 1/2"	22 1/2"

Catalog Number: 6112B
Same as 6112A except suspended base cabinets are single cupboards. (see Cabinet Key)

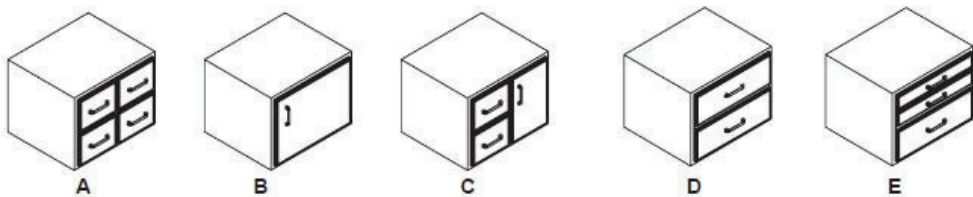
Catalog Number: 6112C
Same as 6112A except suspended base cabinets are (2) drawers and (1) cupboard. (see Cabinet Key)

Catalog Number: 6112D
Same as 6112A except suspended base cabinets are (2) full width drawers. (see Cabinet Key)

Catalog Number: 6112E
Same as 6112A except suspended base cabinets are (2) small and (1) large full width drawers. (see Cabinet Key)

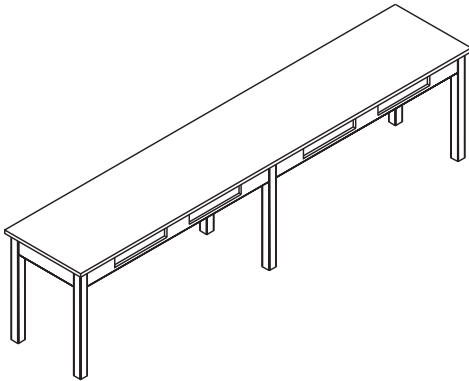
Catalog Number: 6112BX
Expanded metal basket with chemical resistant black finish shaped to fit into trough on 6112 units.

Cabinet Key



Wood Science and Laboratory Furniture

Four Student Table



- Work surface is 1" thick - material to be specified.
- Leg shoes are included.

Catalog Number: 6560

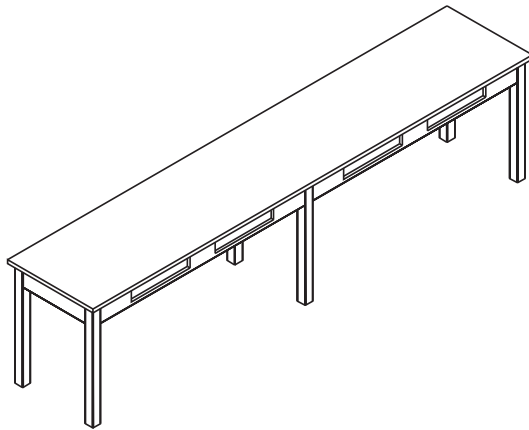
Dimensions of Components	Width	Height	Depth
Overall	10'	30"	24"
(4) Compartments (I.D.)	16 1/2"	3"	15 5/8"

Catalog Number: 6562

Same as 6560 except equipped with (4) drawers,
13" W x 2 1/4" H x 15" D (I.D.)

Catalog Number: 6564

Same as 6560 except compartments are eliminated (i.e. solid rails)



- Work surface is 1" thick - material to be specified.
- Leg shoes are included.

Catalog Number: 6566

Dimensions of Components	Width	Height	Depth
Overall	12'	30"	24"
(4) Compartments (I.D.)	16 1/2"	3"	15 5/8"

Catalog Number: 6568

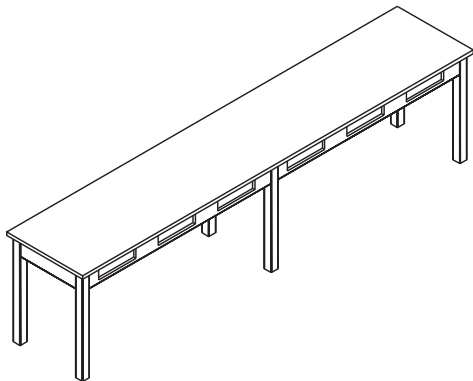
Same as 6566 except equipped with (4) drawers,
13" W x 2 1/4" H x 15" D (I.D.)

Catalog Number: 6570

Same as 6566 except compartments are eliminated (i.e. solid rails)

Wood Science and Laboratory Furniture

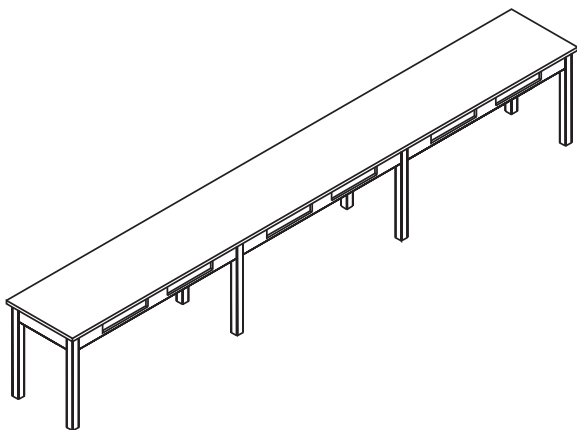
Six Student Table



- Work surface is 1" thick - material to be specified.
- Leg shoes are included.

Catalog Number: 6572			
Dimensions of Components	Width	Height	Depth
Overall	12'	30"	24"
(6) Compartments (I.D.)	16 1/2"	3"	15 5/8"

Catalog Number: 6574
Same as 6572 except equipped with (6) drawers,
13" W x 2 1/4" H x 15" D (I.D.)



- Work surface is 1" thick - material to be specified.
- Leg shoes are included.

Catalog Number: 6576			
Dimensions of Components	Width	Height	Depth
Overall	15'	30"	24"
(6) Compartments (I.D.)	16 1/2"	3"	15 5/8"

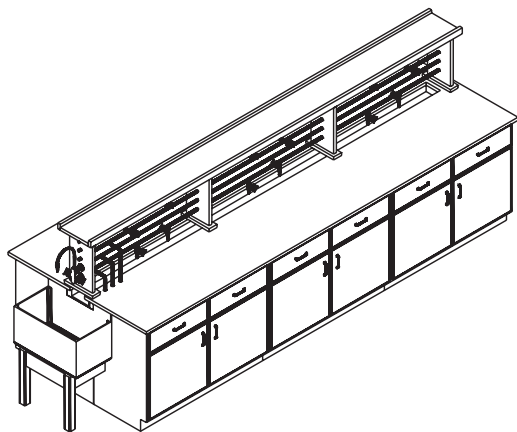
Catalog Number: 6578
Same as 6576 except equipped with (6) drawers,
13" W x 2 1/4" H x 15" D (I.D.)

Catalog Number: 6580
Same as 6576 except the compartments are eliminated (i.e. solid rails)

Wood Science and Laboratory Furniture

Advanced Research Tables - 6 Student Organic Chemistry Table

These 6 student, two section table provides approximately 4 linear feet of work surface and (1) 4' base cabinet for each student



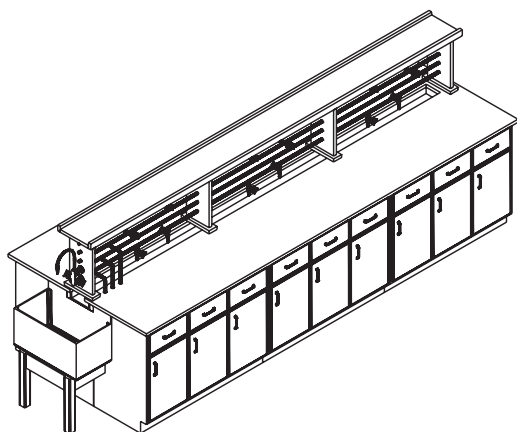
Equipment:

- (1) hot and cold water mixing faucet
- (6) cold water cocks
- (6) gas cocks
- (6) vacuum cocks
- (6) duplex AC receptacles
- (1) epoxy drain trough
- (1) epoxy end sink
- (1) polypropylene sink outlet
- (12) adjustable shelves
- 1" thick reagent racks constructed out of black phenolic
- 1" thick work surface - material to be specified

Note: Traps, service piping and electric conduit are not included

Catalog Number: 6223A

Dimensions of Components	Width	Height	Depth
Work Surface	12'	36"	53 5/8"
(6) Base Cabinets (O.D.)	47 1/4"	35"	19 3/4"
(12) Cupboards (I.D.)	22 1/2"	19 1/4"	18 3/4"
(12) Drawers (I.D.)	20 1/2"	8 1/2"	17"
Reagent Rack	12'	25 1/2"	12"
Epoxy Resin Trough (O.D.) (Trough Depth: 5 1/16")	11' 7"	-	7 5/8"
Epoxy Resin End Sink (O.D.) (Sink Depth: 12 5/8")	22 1/2"	-	14 1/2"



Equipment:

- (1) hot and cold water mixing faucet
- (6) cold water cocks
- (6) gas cocks
- (6) vacuum cocks
- (6) duplex AC receptacles
- (1) epoxy drain trough
- (1) epoxy end sink
- (1) polypropylene sink outlet
- (12) adjustable shelves
- 1" thick reagent racks constructed out of black phenolic
- 1" thick work surface - material to be specified

Note: Traps, service piping and electric conduit are not included

Catalog Number: 6223B

Dimensions of Components	Width	Height	Depth
Work Surface	12'	36"	53 5/8"
(6) Base Cabinets (O.D.)	47 1/4"	35"	19 3/4"
(18) Cupboards (I.D.)	14 1/2"	19 1/4"	18 3/4"
(18) Drawers (I.D.)	12 1/2"	8 1/2"	17"
Reagent Rack	12'	25 1/2"	12"
Epoxy Resin Trough (O.D.) (Trough Depth: 5 1/16")	11' 7"	-	7 5/8"
Epoxy Resin End Sink (O.D.) (Sink Depth: 12 5/8")	22 1/2"	-	14 1/2"

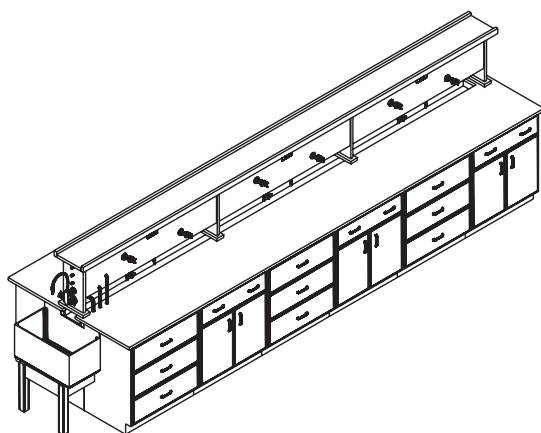
Catalog Number: 6223C

Same as 6223B except with style #1892 base cabinets, providing 6 sections with (6) cupboards, 29 1/4" H and (36) drawers

Wood Science and Laboratory Furniture

Advanced Research Tables - 6 Student Organic Chemistry Table

This 6 student, four section table provides approximately 5 lineal feet of work surface and (1) 5' base cabinet for each student.



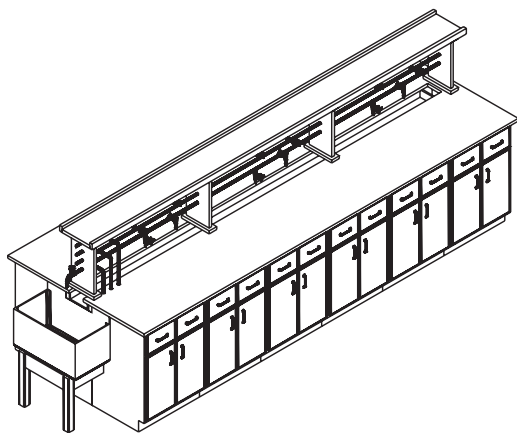
Equipment:

- (1) hot and cold water mixing faucet
- (6) cold water cocks
- (6) gas cocks
- (6) vacuum cocks
- (6) duplex AC receptacles
- (1) epoxy drain trough
- (1) epoxy end sink
- (1) polypropylene sink outlet
- (6) adjustable shelves
- 1" thick reagent racks constructed out of black phenolic.
Fascia panel are 3/4" thick, when provided
- 1" thick work surface - material to be specified

Note: Traps, service piping and electric conduit are not included

Catalog Number: 6223D				
Dimensions of Components		Width	Height	Depth
Work Surface		15' 3"	36"	53 5/8"
(6) Base Cabinets (O.D.)		60"	35"	19 3/4"
(6) Cupboards (I.D.)		28 1/2"	19 1/4"	18 3/4"
(24) Drawers (I.D.)		26 1/2"	8 1/2"	17"
Reagent Rack		15' 3"	25 1/2"	12"
Epoxy Resin Trough (O.D.) (Trough Depth: 5 1/16")		14' 10"	-	7 5/8"
Epoxy Resin End Sink (O.D.) (Sink Depth: 12 5/8")		22 1/2"	-	14 1/2"

This 6 student, four section table provides approximately 4 lineal feet of work surface and (1) 4' base cabinet for each student.



Equipment:

- (1) cold water bibb cock
- (6) cold water cocks
- (6) gas cocks
- (4) duplex AC receptacles
- (1) epoxy drain trough
- (1) epoxy end sink
- (1) polypropylene sink outlet
- (24) adjustable shelves
- 1" thick reagent racks constructed out of black phenolic.
Fascia panel are 3/4" thick, when provided
- 1" thick work surface - material to be specified

Note: Traps, service piping and electric conduit are not included

Catalog Number: 6225A				
Dimensions of Components		Width	Height	Depth
Work Surface		12' 3"	36"	53 5/8"
(6) Base Cabinets (O.D.)		48"	35"	19 3/4"
(24) Cupboards (I.D.)		10 7/8"	19 1/4"	18 3/4"
(24) Drawers (I.D.)		8 7/8"	8 1/2"	17"
Reagent Rack		12' 3"	20 1/2"	12"
Epoxy Resin Trough (O.D.) (Trough Depth: 5 1/16")		11' 10"	-	7 5/8"
Epoxy Resin End Sink (O.D.) (Sink Depth: 12 5/8")		22 1/2"	-	14 1/2"

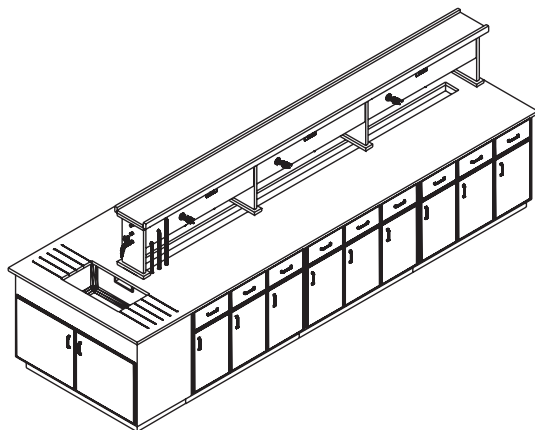
Catalog Number: 6225B

Same as 6225A except 12' wide with #2178 base cabinets, providing nine sections with (54) drawers, 12 1/2" W.

Wood Science and Laboratory Furniture

Advanced Research Tables - 6 Student Organic Chemistry Table

This 6 student, three section table provides approximately 4 lineal feet of work surface and (1) 4' base cabinet for each student.



Equipment:

- (1) cold water bibb cock
- (6) cold water cocks
- (6) gas cocks
- (4) duplex AC receptacles
- (1) epoxy drain trough
- (1) epoxy sink
- (1) polypropylene sink outlet
- (18) adjustable shelves
- 1" thick reagent racks constructed out of black phenolic.
- Fascia panel are 3/4" thick, when provided
- 1" thick work surface - material to be specified

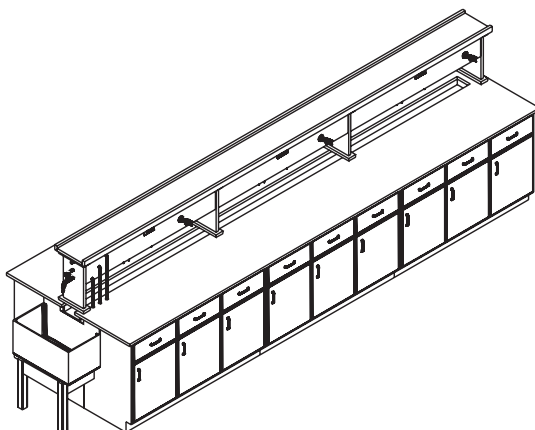
Note: Traps, service piping and electric conduit are not included

Catalog Number: 6225C			
Dimensions of Components	Width	Height	Depth
Work Surface	13' 10"	36"	53 5/8"
(1) Sink Cabinet (O.D.)	50 5/8"	35"	22 1/2"
(6) Base Cabinets (O.D.)	47 1/4"	35"	19 3/4"
(18) Cupboards (I.D.)	14 1/2"	19 1/4"	18 3/4"
(18) Drawers (I.D.)	12 1/2"	8 1/2"	17"
Reagent Rack	12'	20 1/2"	12"
Epoxy Resin Trough (O.D.) (Trough Depth: 5 1/16")	11' 7"	-	7 5/8"
Epoxy Resin Sink (O.D.) (Sink Depth: 10")	25"	-	10"

Catalog Number: 6225D

Same as 6225C except with style #1892 base cabinets, providing six sections with (6) cupboards, 29 1/4" H and (36) drawers.

This 6 student, three section table provides approximately 5 lineal feet of work surface and (1)54' base cabinet for each student.



Equipment:

- (1) cold water bibb cock
- (6) cold water cocks
- (6) gas cocks
- (4) duplex AC receptacles
- (1) epoxy drain trough
- (1) epoxy end sink
- (1) polypropylene sink outlet
- (18) adjustable shelves
- 1" thick reagent racks constructed out of black phenolic.
- Fascia panel are 3/4" thick, when provided
- 1" thick work surface - material to be specified

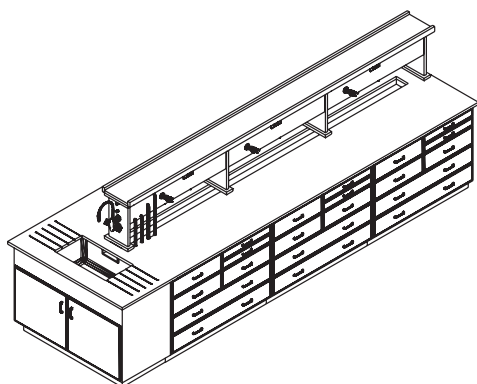
Note: Traps, service piping and electric conduit are not included

Catalog Number: 6225E			
Dimensions of Components	Width	Height	Depth
Work Surface	14' 9 3/4"	36"	53 5/8"
(6) Base Cabinets (O.D.)	58 1/4"	35"	19 3/4"
(18) Cupboards (I.D.)	18 1/4"	19 1/4"	18 3/4"
(18) Drawers (I.D.)	16 1/4"	8 1/2"	17"
Reagent Rack	14' 9 3/4"	20 1/2"	12"
Epoxy Resin Trough (O.D.) (Trough Depth: 5 1/16")	14' 4 3/4"	-	7 5/8"
Epoxy Resin Sink (O.D.) (Sink Depth: 12 5/8")	22 1/2"	-	14 1/2"

Wood Science and Laboratory Furniture

Advanced Research Tables - 6 Student Physical Chemistry Table

This 6 student, three section table provides approximately 4 lineal feet of work surface and (1) 4' base cabinet for each student.



Equipment:

- (1) hot and cold water mixing faucet
- (6) cold water cocks
- (6) gas cocks
- (6) duplex AC receptacles
- (1) epoxy drain trough
- (1) epoxy sink
- (1) polypropylene sink outlet
- 1" thick reagent racks constructed out of black phenolic.
Fascia panel are 3/4" thick, when provided
- 1" thick work surface - material to be specified

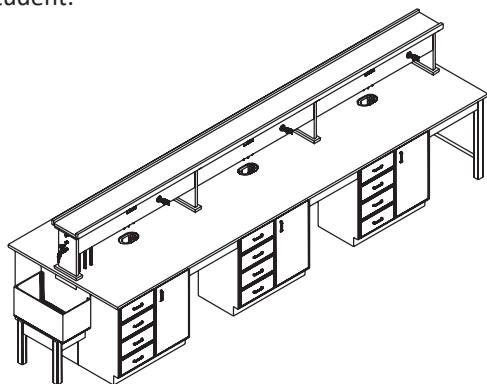
Note: Traps, service piping and electric conduit are not included

Catalog Number: 6227C

Dimensions of Components	Width	Height	Depth
Work Surface	13' 10 3/4"	36"	53 5/8"
(1) Sink Cabinet (O.D.)	50 5/8"	35"	19 3/4"
(6) Base Cabinets (O.D.)	47 1/4"	35"	19 3/4"
(3) Drawers (I.D.)	20 1/2"	6"	17"
(2) Drawers (I.D.)	20 1/2"	2 1/4"	17"
(2) Drawers (I.D.)	43 3/4"	6"	17"
Reagent Rack	12'	20 1/2"	12"
Epoxy Resin Trough (O.D.) (Trough Depth: 5 1/16")	11' 7"	-	7 5/8"
Epoxy Resin End Sink (O.D.) (Sink Depth: 10")	25"	-	15"

Advanced Research Tables - 6 Student Biochemistry Table

This 6 student, four section table provides approximately 5 lineal feet of work surface and (1) 3' base cabinet and (1) 24" kneespace for each student.



Equipment:

- (1) cold water bibb cock
- (6) cold water cocks
- (6) gas cocks
- (6) duplex AC receptacles
- (3) epoxy resin oval cup sinks (6" x 3")
- (1) epoxy resin end sink
- (1) polypropylene sink outlet
- (6) adjustable shelves
- 1" thick reagent racks constructed out of black phenolic.
Fascia panel are 3/4" thick, when provided
- 1" thick work surface - material to be specified

Note: Traps, service piping and electric conduit are not included

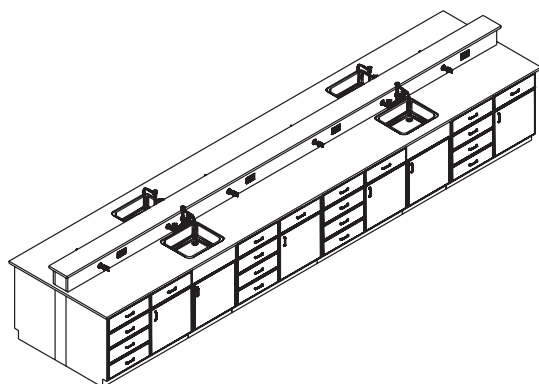
Catalog Number: 6229A

Dimensions of Components	Width	Height	Depth
Work Surface	15' 2 3/4"	36"	54"
(6) Base Cabinets (O.D.)	35 1/4"	35"	22 1/2"
(6) Kneespace	24"	-	-
(6) Cupboards (I.D.)	16 1/2"	29 1/4"	20 3/4"
(24) Drawers (I.D.)	14 1/2"	6"	17"
Reagent Rack	15' 2 3/4"	20 1/2"	12"
Epoxy Resin End Sink (O.D.) (Sink Depth: 12 5/8")	22 1/2"	-	14 1/2"

Wood Science and Laboratory Furniture

Advanced Research Tables - 8 Student Physical Biochemistry Table

This 8 student, five section table provides approximately 4 lineal feet of work surface and (1) 4' base cabinet for each student.



Equipment:

- (4) hot and cold water mixing faucet
- (8) gas cocks
- (8) duplex AC receptacles
- (4) epoxy sinks
- (4) polypropylene sink outlet
- (8) adjustable shelves
- 1" thick reagent racks constructed out of black phenolic.
Fascia panel are 3/4" thick, when provided
- 1" thick work surface - material to be specified (Box curb will be made from same material)

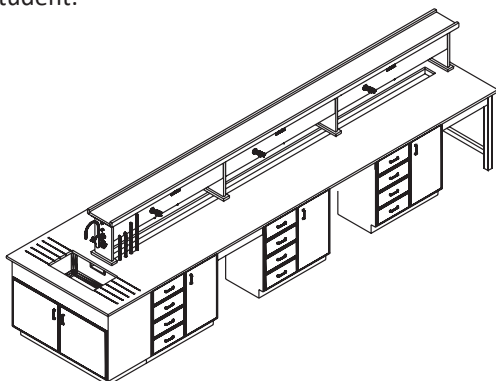
Note: Traps, service piping and electric conduit are not included

Catalog Number: 6229C

Dimensions of Components	Width	Height	Depth
Work Surface	20'	36"	54"
(4) Sink Cabinet (O.D.)	24"	35"	22 1/2"
(8) Base Cabinets (O.D.)	47 1/4"	35"	22 1/2"
(8) Cupboards (I.D.)	22 1/2"	29 1/4"	20 3/4"
(40) Drawers (I.D.)	20 1/2"	6"	17"
Box Curb	20'	10"	8 3/4"
(4) Epoxy Resin Sink (I.D.) (Sink Depth: 8")	18"	-	15"

Advanced Research Tables - 6 Student Biochemistry Table

This 6 student, four section table provides approximately 5 lineal feet of work surface and (1) 3' base cabinet and (1) 24" kneespace for each student.



Equipment:

- (1) hot and cold water mixing faucet
- (6) cold water cocks
- (6) gas cocks
- (6) duplex AC receptacles
- (1) epoxy drain trough
- (1) epoxy sink
- (1) polypropylene sink outlet
- (6) adjustable shelves
- 1" thick reagent racks constructed out of black phenolic.
Fascia panel are 3/4" thick, when provided
- 1" thick work surface - material to be specified

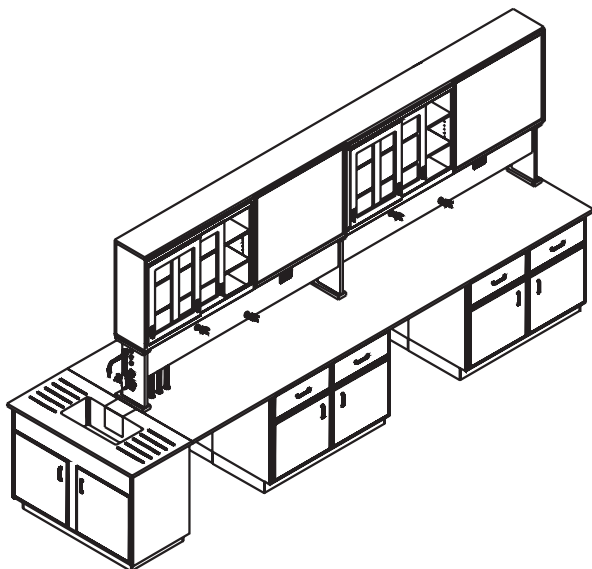
Note: Traps, service piping and electric conduit are not included

Catalog Number: 6229D

Dimensions of Components	Width	Height	Depth
Work Surface	17' 1 1/4"	36"	53 3/8"
(1) Sink Cabinet (O.D.)	50 5/8"	35"	22 1/2"
(6) Base Cabinets (O.D.)	35 1/4"	35"	22 1/2"
(6) Kneespace (I.D.)	24"	-	-
(6) Cupboards (I.D.)	16 1/2"	29 1/4"	20 3/4"
(24) Drawers (I.D.)	14 1/2"	6"	17"
Reagent Rack	15' 2 3/4"	20 1/2"	12"
Epoxy Resin Trough (O.D.) (Trough Depth: 5 1/16")	14' 9 3/4"	-	7 5/8"
Epoxy Resin Sink (I.D.) (Sink Depth: 10")	25"	-	15"

Wood Science and Laboratory Furniture

Advanced Research Tables - Research Table



This unit is an island assembly consisting of:

- (4) 35 1/4" wide, (2) Drawer over cupboard base cabinets (#1574)
- (1) 50 5/8" wide sink cabinet with a finished back
- (4) 36" wide kneespaces
- (4) 35 1/4" wide wall cabinets with tack board backs (#4958)
- (1) reagent rack with 1" thick top shelf and 1" thick uprights constructed out of black phenolic.

Equipment:

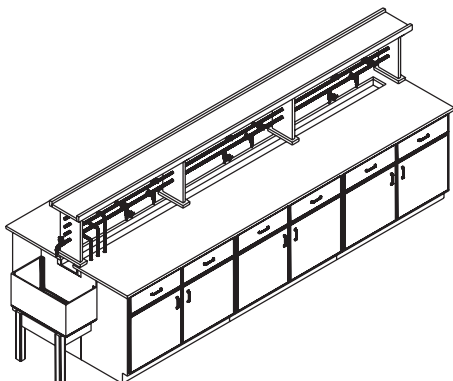
- (1) hot and cold water mixing gooseneck faucet
- (4) gas cocks
- (4) air cocks
- (4) duplex AC receptacles
- (1) epoxy resin sink
- (1) polypropylene sink outlet
- (12) adjustable shelves
- 1" thick work surface - material to be specified

Note: Traps, service piping and electric conduit are not included

Catalog Number: 6258D			
Dimensions of Components	Width	Height	Depth
Work Surface	14'	36"	53 5/8"
(4) Base Cabinets (O.D.)	35 1/4"	35"	22 1/2"
(8) Drawers (I.D.)	14 1/2"	6"	17"
(4) Cupboards (I.D.)	33 3/4"	21 3/4"	20 3/4"
(1) Sink Cabinet (O.D.)	50 5/8"	35"	22"
(4) Wall Cabinets (O.D.)	35 1/4"	31 1/4"	11 3/4"
Reagent Rack (O.D.)	12'	18"	12 1/4"
Epoxy Resin Sink (I.D.) (Sink Depth: 10")	25"	-	15"

Wood Science and Laboratory Furniture

Advanced Research Tables - 6 Student Chemistry Table



Equipment:

- (8) single gas cocks
- (4) cold water cocks
- (4) duplex AC receptacles
- (1) epoxy drain trough
- (1) end sink
- (1) polypropylene sink outlet
- (1) cold water bibb cock
- 1" thick reagent racks constructed out of black phenolic. Fascia panel are 3/4" thick, when provided
- 1" thick work surface - material to be specified

Note: Traps, service piping and electric conduit are not included

Catalog Number: 6230A			
Dimensions of Components	Width	Height	Depth
Work Surface	12'	36"	53 5/8"
(6) Base Cabinets (O.D.)	35 1/4"	35"	19 3/4"
Reagent Rack	12'	20 1/2"	12"
Epoxy Resin Trough (O.D.) (Trough Depth: 5 1/16")	11' 7"	-	7 5/8"
Epoxy Resin End Sink (O.D.) (Sink Depth: 12 5/8")	22 1/2"	-	14

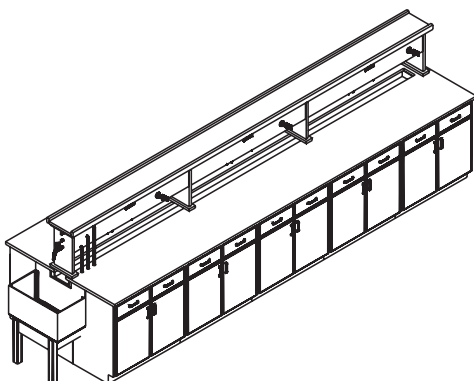
Catalog Number: 6230B

Same as 6230A except each base cabinet is (3) drawers and (1) full height cupboard

Catalog Number: 6230C

Same as 6230A except each base cabinet is (4) drawers and (1) 2/3 height cupboard

Advanced Research Tables - 10 Student Chemistry Table



Equipment:

- (10) single gas cocks
- (5) cold water cocks
- (6) duplex AC receptacles
- (1) epoxy drain trough
- (1) end sink
- (1) polypropylene sink outlet
- (1) cold water bibb cock
- 1" thick reagent racks constructed out of black phenolic. Fascia panel are 3/4" thick, when provided
- 1" thick work surface - material to be specified

Note: Traps, service piping and electric conduit are not included

Catalog Number: 6232A			
Dimensions of Components	Width	Height	Depth
Work Surface	14' 11 1/2"	36"	53 5/8"
(10) Base Cabinets (O.D.)	35 1/4"	35"	19 3/4"
Reagent Rack	14' 11 1/2"	20 1/2"	12"
Epoxy Resin Trough (O.D.) (Trough Depth: 5 1/16")	11' 7"	-	7 5/8"
Epoxy Resin End Sink (O.D.) (Sink Depth: 12 5/8")	22 1/2"	-	14

Catalog Number: 6232B

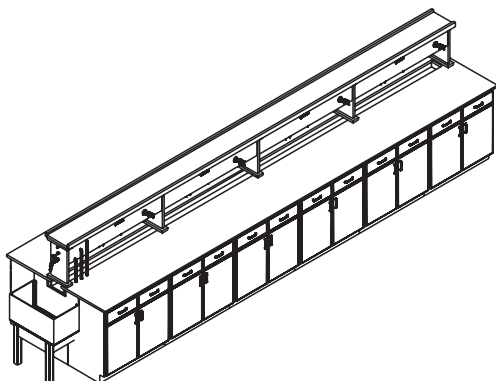
Same as 6232A except each base cabinet is (3) drawers and (1) full height cupboard

Catalog Number: 6232C

Same as 6232A except each base cabinet is (4) drawers and (1) 2/3 height cupboard

Wood Science and Laboratory Furniture

Advanced Research Tables - 12 Student Chemistry Table



Equipment:

- (12) single gas cocks
- (6) cold water cocks
- (6) duplex AC receptacles
- (1) epoxy drain trough
- (1) end sink
- (1) polypropylene sink outlet
- (1) cold water bibb cock
- 1" thick reagent racks constructed out of black phenolic. Fascia panel are 3/4" thick, when provided
- 1" thick work surface - material to be specified

Note: Traps, service piping and electric conduit are not included

Catalog Number: 6234A			
Dimensions of Components	Width	Height	Depth
Work Surface	17' 10 1/2"	36"	53 5/8"
(12) Base Cabinets (O.D.)	35 1/4"	35"	19 3/4"
Reagent Rack	12'	20 1/2"	12"
Epoxy Resin Trough (O.D.) (Trough Depth: 5 1/16")	17' 10 1/2"	-	7 5/8"
Epoxy Resin End Sink (O.D.) (Sink Depth: 12 5/8")	22 1/2"	-	14

Catalog Number: 6234B

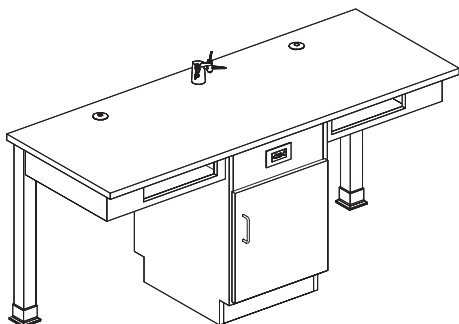
Same as 6234A except each base cabinet is (3) drawers and (1) full height cupboard

Catalog Number: 6234C

Same as 6234A except each base cabinet is (4) drawers and (1) 2/3 height cupboard

Wood Science and Laboratory Furniture

2 Student Physics Table



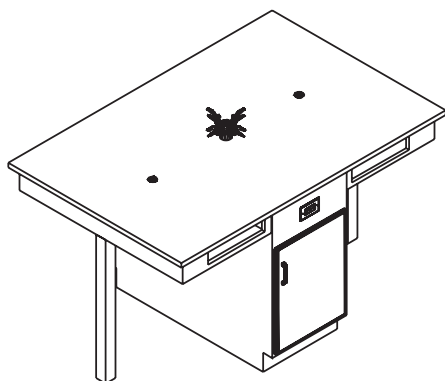
Equipment:

- (1) double gas cock
- (1) duplex AC receptacle
- (2) rod sockets
- Cupboard is equipped with (1) adjustable shelf and (1) removable tote tray, #6342
- 1" thick work surface - material to be specified

Note: Burette rods and upright rod assemblies are not included.

Catalog Number: 6260			
Dimensions of Components	Width	Height	Depth
Overall	64"	30"	24"
(1) Base Cabinet (O.D.)	18"	29"	22"
(2) Compartments (I.D.)	13 1/2"	3"	16"
(1) Cupboard (I.D.)	16 1/2"	17 1/4"	20 3/4"

4 Student Physics Table



Equipment:

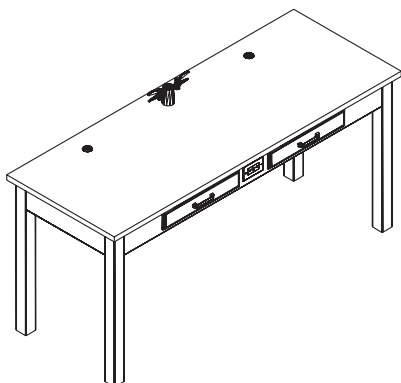
- (1) four-way gas cock
- (2) duplex AC receptacle
- (2) rod sockets
- Double-faced cabinet is equipped with (1) adjustable shelf and (1) removable tote tray, #6342
- 1" thick work surface - material to be specified

Note: Burette rods and upright rod assemblies are not included.

Catalog Number: 6262			
Dimensions of Components	Width	Height	Depth
Overall	64"	30"	42"
(1) Base Cabinet (O.D.)	18"	29"	39 1/2"
(4) Compartments (I.D.)	13 1/2"	3"	16"
(2) Cupboards (I.D.)	16 1/2"	17 1/4"	16 1/4"

Wood Science and Laboratory Furniture

2 Student Physics Table

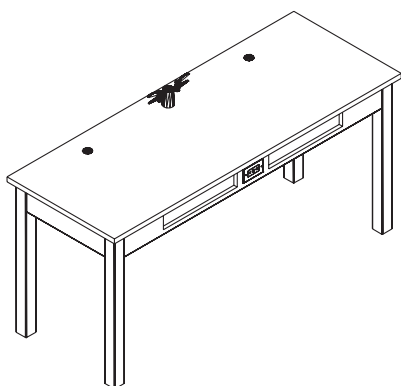


Equipment:

- (1) double gas cock
- (1) duplex AC receptacle
- (2) rod sockets (36" apart and 4" from back edge)
- 1" thick work surface - material to be specified

Note: Burette rods and upright rod assemblies are not included.

Catalog Number: 6264			
Dimensions of Components	Width	Height	Depth
Overall	64"	30"	24"
(2) Drawers (I.D.)	14 1/2"	2 1/4"	15"

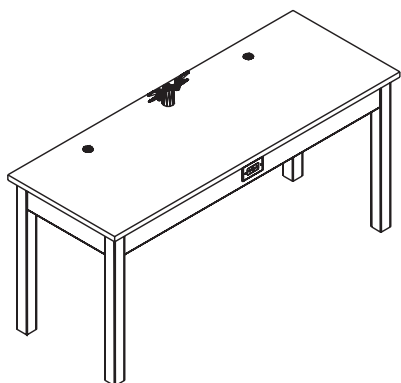


Equipment:

- (1) double gas cock
- (1) duplex AC receptacle
- (2) rod sockets (36" apart and 4" from back edge)
- 1" thick work surface - material to be specified

Note: Burette rods and upright rod assemblies are not included.

Catalog Number: 6268			
Dimensions of Components	Width	Height	Depth
Overall	64"	30"	24"
(2) Compartments (I.D.)	16 1/2"	3"	15 5/8"



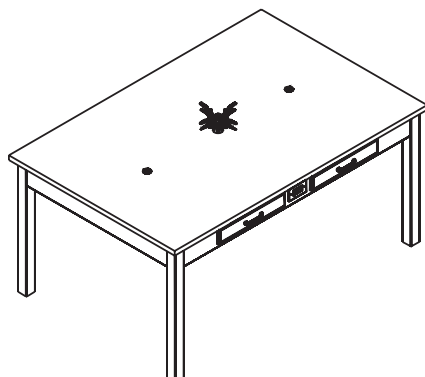
Equipment:

- (1) double gas cock
- (1) duplex AC receptacle
- (2) rod sockets (36" apart and 4" from back edge)
- 1" thick work surface - material to be specified

Note: Burette rods and upright rod assemblies are not included.

Catalog Number: 6272			
Dimensions of Components	Width	Height	Depth
Overall	64"	30"	24"

4 Student Physics Table

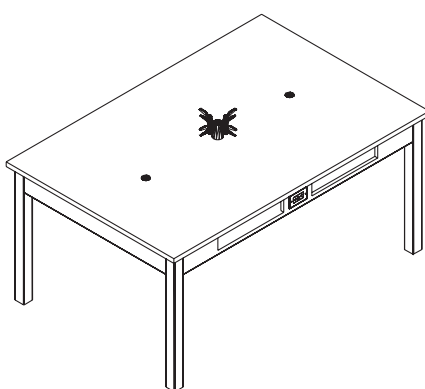


Equipment:

- (1) four-way gas cock
- (2) duplex AC receptacle
- (2) rod sockets (36" apart and on center line)
- 1" thick work surface - material to be specified

Note: Burette rods and upright rod assemblies are not included.

Catalog Number: 6266			
Dimensions of Components	Width	Height	Depth
Overall	64"	30"	42"
(2) Drawers (I.D.)	14 1/2"	2 1/4"	15"

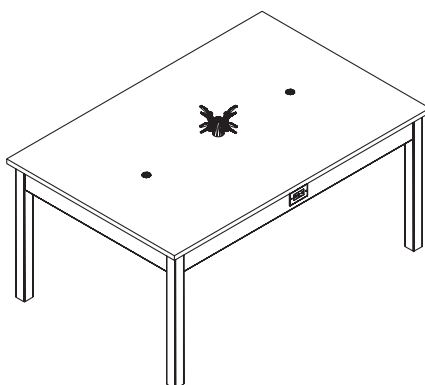


Equipment:

- (1) four-way gas cock
- (2) duplex AC receptacle
- (2) rod sockets (36" apart and on center line)
- 1" thick work surface - material to be specified

Note: Burette rods and upright rod assemblies are not included.

Catalog Number: 6270			
Dimensions of Components	Width	Height	Depth
Overall	64"	30"	42"
(2) Compartments (I.D.)	16 1/2"	3"	15 5/8"



Equipment:

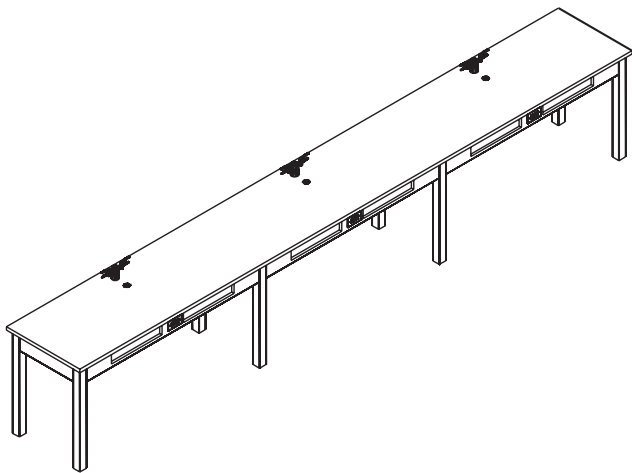
- (1) four-way gas cock
- (2) duplex AC receptacle
- (2) rod sockets (36" apart and on center line)
- 1" thick work surface - material to be specified

Note: Burette rods and upright rod assemblies are not included.

Catalog Number: 6274			
Dimensions of Components	Width	Height	Depth
Overall	64"	30"	42"

Wood Science and Laboratory Furniture

6 Student Physics Table

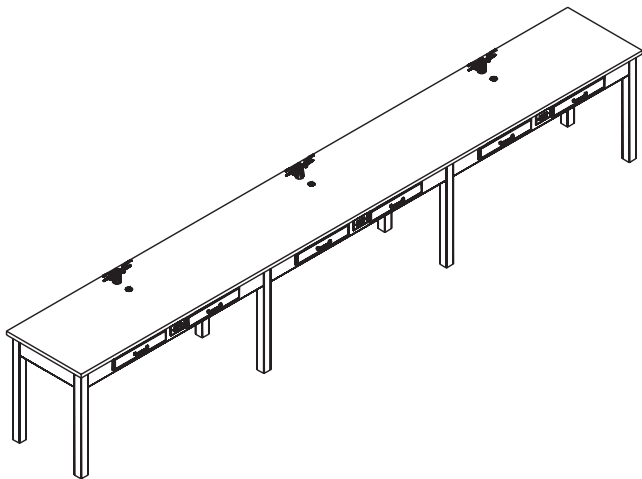


Equipment:

- (3) double gas cocks
- (3) rod sockets
- (3) duplex AC receptacles
- 1" thick work surface - material to be specified

Note: Burette rods and upright rod assemblies are not included.

Catalog Number: 6280			
Dimensions of Components	Width	Height	Depth
Overall	15'	30"	24"
(2) Compartments (I.D.)	16 1/2"	3"	15 5/8"



Equipment:

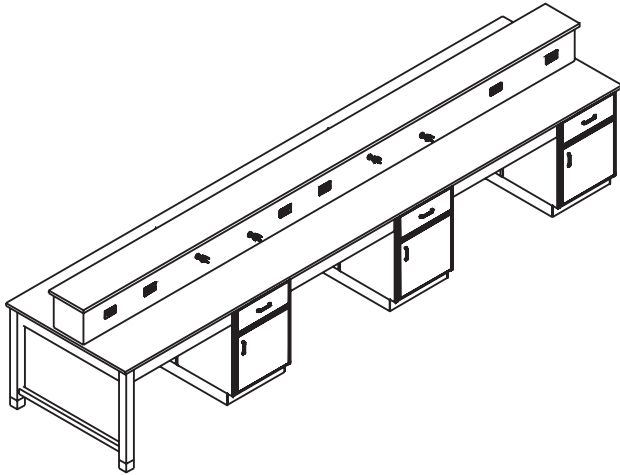
- (3) double gas cocks
- (3) rod sockets
- (3) duplex AC receptacles
- 1" thick work surface - material to be specified

Note: Burette rods and upright rod assemblies are not included.

Catalog Number: 6282			
Dimensions of Components	Width	Height	Depth
Overall	15'	30"	24"
(2) Compartments (I.D.)	13"	2 1/4"	16 1/2"

Wood Science and Laboratory Furniture

6 Student Physics Table



This unit is an island assembly consisting of:

- (6) 18" wide drawer over cupboard base cabinets, #1254
- (6) 42 1/2" wide knee spaces
- (1) double faced box curb assembly

Equipment:

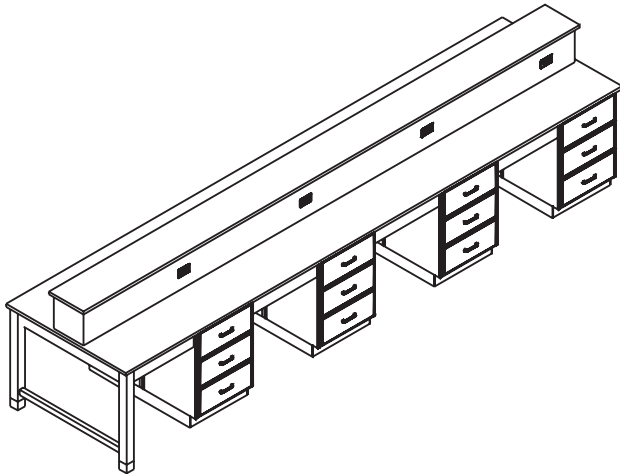
- (12) duplex AC receptacles
- (4) gas cocks
- (4) air cocks
- (6) adjustable shelves
- 1" thick work surface - material to be specified

Note: Service piping and electric conduit are not included.

Catalog Number: 6284

Dimensions of Components	Width	Height	Depth
Work Surface	15' 6"	36"	60"
Box Curb (O.D.)	15' 4"	9"	8"
Ledge Cap (O.D.)	15' 6"	10"	-
(6) Base Cabinets (O.D.)	18"	35"	22 1/2"
(6) Drawers (I.D.)	14 1/2"	6"	17"
(6) Cupboards (I.D.)	16 1/2"	21 3/4"	20 3/4"

8 Student Physics Table



This unit is an island assembly consisting of:

- (8) 18" wide, 3 drawer base cabinets, #2454
- (8) 20" wide knee spaces
- (1) double face box curb assembly

Equipment:

- (8) duplex AC receptacles
- 1" thick work surface - material to be specified

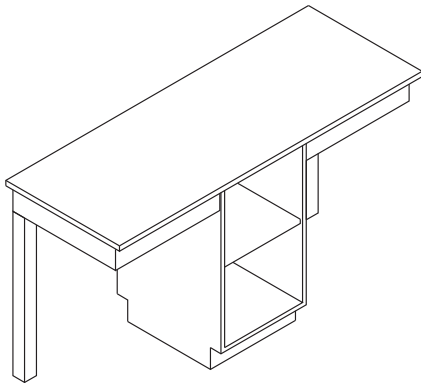
Note: Service piping and electric conduit are not included.

Catalog Number: 6286

Dimensions of Components	Width	Height	Depth
Work Surface	13'	30"	54"
Box Curb (O.D.)	12' 10"	7 3/4"	8"
Ledge Cap (O.D.)	13'	10"	-
(8) Base Cabinets (O.D.)	18"	29"	22 1/2"
(24) Drawers (I.D.)	14 1/2"	6 1/2"	17"

Wood Science and Laboratory Furniture

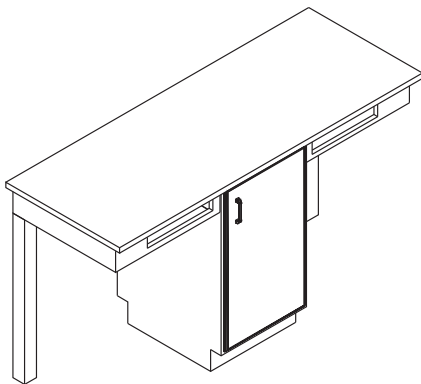
2 Student Biology Table



Equipment:

- (1) full depth adjustable shelf
- 1" thick work surface - material to be specified

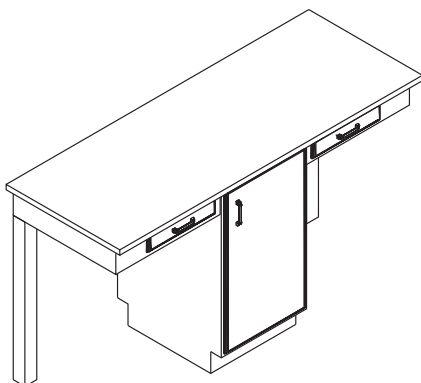
Catalog Number: 6300			
Dimensions of Components	Width	Height	Depth
Overall	64"	30"	24"
(1) Base Cabinet (O.D.)	18"	29"	22"
(1) Cupboard (I.D.)	16 1/2"	23 1/4"	20 3/4"



Equipment:

- (1) full depth adjustable shelf
- 1" thick work surface - material to be specified

Catalog Number: 6304			
Dimensions of Components	Width	Height	Depth
Overall	64"	30"	24"
(1) Base Cabinet (O.D.)	18"	29"	22"
(2) Compartments (I.D.)	13 7/8"	3"	16"
(1) Cupboard (I.D.)	16 1/2"	23 1/4"	20 3/4"

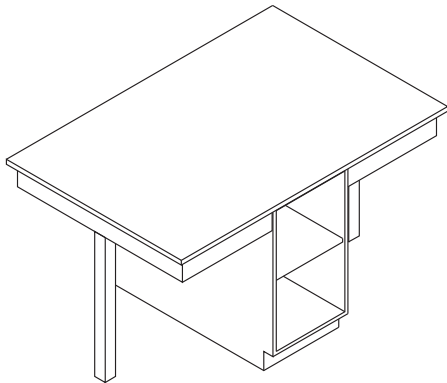


Equipment:

- (1) full depth adjustable shelf
- 1" thick work surface - material to be specified

Catalog Number: 6308			
Dimensions of Components	Width	Height	Depth
Overall	64"	30"	24"
(1) Base Cabinet (O.D.)	18"	29"	22"
(1) Cupboard (I.D.)	16 1/2"	23 1/4"	20 3/4"
(2) Drawers (I.D.)	11 7/8"	2 1/4"	15"

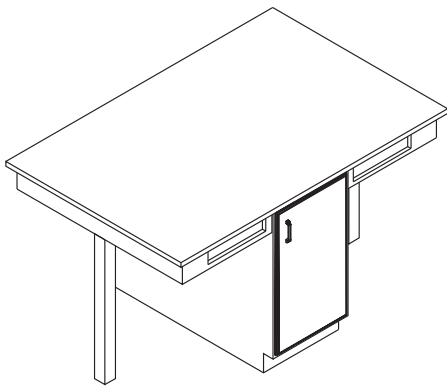
4 Student Biology Table



Equipment:

- (1) full depth adjustable shelf
- 1" thick work surface - material to be specified

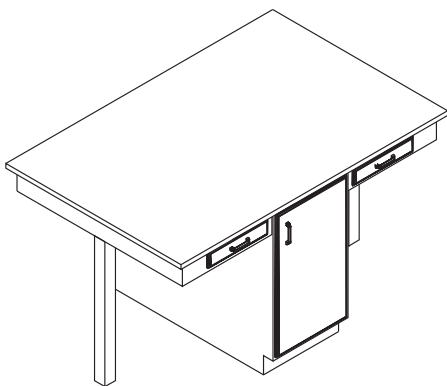
Catalog Number: 6302			
Dimensions of Components	Width	Height	Depth
Overall	64"	30"	42"
(1) Base Cabinet (O.D.)	18"	29"	39 1/2"
(1) Cupboard (I.D.)	16 1/2"	23 1/4"	38 1/2"



Equipment:

- (1) full depth adjustable shelf
- 1" thick work surface - material to be specified

Catalog Number: 6306			
Dimensions of Components	Width	Height	Depth
Overall	64"	30"	42"
(1) Base Cabinet (O.D.)	18"	29"	39 1/2"
(1) Double Faced Cupboard (I.D.)	16 1/2"	23 1/4"	38 1/2"
(4) Compartments (I.D.)	13 7/8"	3"	16"



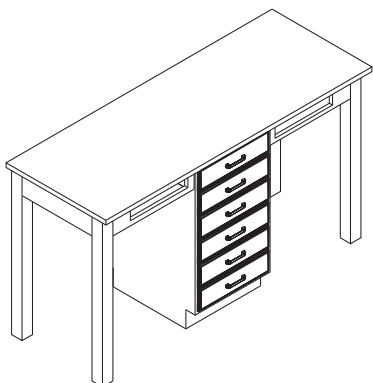
Equipment:

- (1) full depth adjustable shelf
- 1" thick work surface - material to be specified

Catalog Number: 6310			
Dimensions of Components	Width	Height	Depth
Overall	64"	30"	42"
(1) Base Cabinet (O.D.)	18"	29"	39 1/2"
(1) Double Faced Cupboard (I.D.)	16 1/2"	23 1/4"	38 1/2"
(4) Drawers (I.D.)	11 7/8"	2 1/4"	15"

Wood Science and Laboratory Furniture

2 Student Biological Science Table



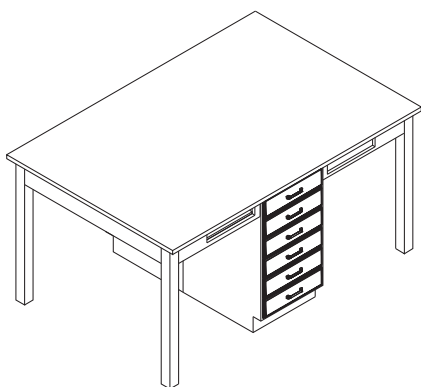
Equipment:

- (6) drawers base cabinet
- (2) compartments
- 1" thick work surface - material to be specified

Catalog Number: 6333A

Dimensions of Components	Width	Height	Depth
Overall	72"	30"	24"
(1) Base Cabinet (O.D.)	18"	29"	22"
(6) Drawers (I.D.)	14 1/2"	2 1/2"	17"
(2) Compartments (I.D.)	16 1/2"	3"	16"

4 Student Biological Science Table



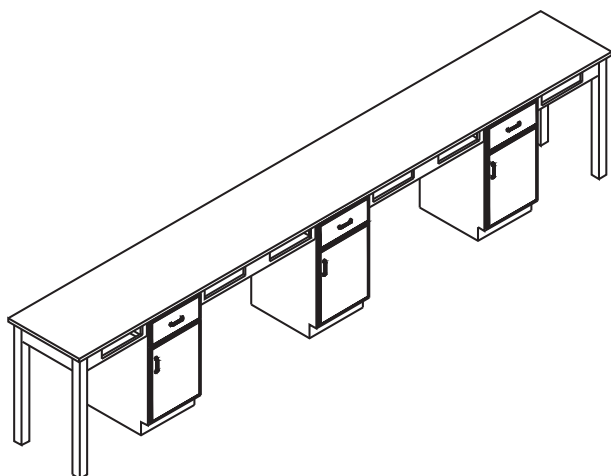
Equipment:

- (12) drawers base cabinet
- (4) compartments
- 1" thick work surface - material to be specified

Catalog Number: 6333B

Dimensions of Components	Width	Height	Depth
Overall	72"	30"	48"
(2) Base Cabinet (O.D.)	18"	29"	22 1/2"
(12) Drawers (I.D.)	14 1/2"	2 1/2"	17"
(4) Compartments (I.D.)	16 1/2"	3"	16"

6 Student Biological Science Table



Equipment:

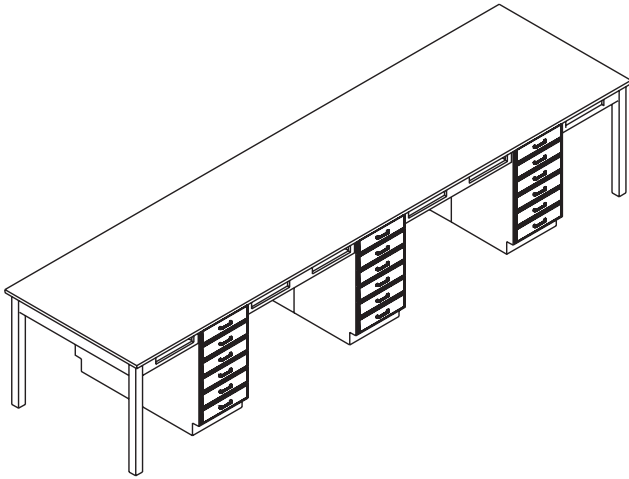
- (3) drawers base cabinet
- (3) adjustable shelves
- 1" thick work surface - material to be specified

Catalog Number: 6334A

Dimensions of Components	Width	Height	Depth
Overall	15'	30"	24"
(3) Base Cabinet (O.D.)	18"	29"	22"
(3) Drawers (I.D.)	14 1/2"	4 1/2"	17"
(3) Cupboards (I.D.)	16 1/2"	17 1/4"	20 3/4"
(6) Compartments (I.D.)	13 7/8"	3"	16"

Wood Science and Laboratory Furniture

12 Student Biological Science Table



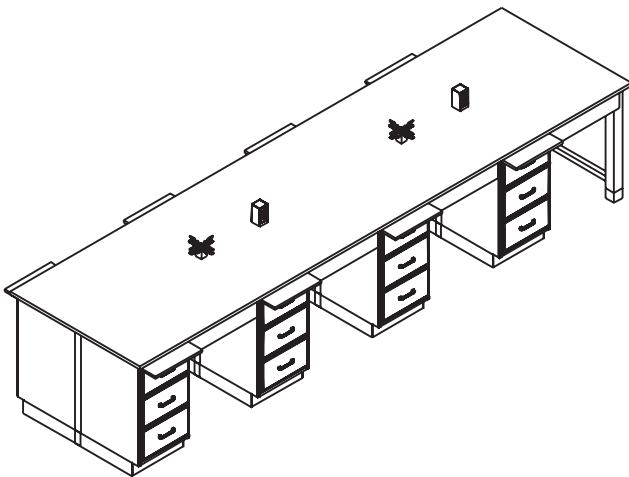
Equipment:

- (24) drawers, base cabinet
- (12) compartments
- 1" thick work surface - material to be specified

Catalog Number: 6334B

Dimensions of Components	Width	Height	Depth
Overall	15'	30"	48"
(3) Base Cabinet (O.D.)	18"	29"	22 1/2"
(24) Drawers (I.D.)	14 1/2"	4 1/2"	17"
(12) Compartments (I.D.)	13 7/8"	3"	16"

8 Student Biological Science Table



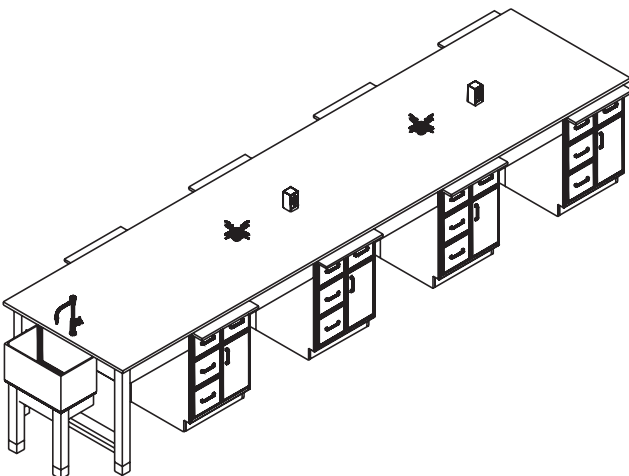
Equipment:

- (2) four-way gas cocks
- (2) double faced pedestal boxes each containing (2) duplex AC receptacles
- 1" thick work surface - material to be specified

Note: Trap, service piping and electric conduit are not included.

Catalog Number: 6335A

Dimensions of Components	Width	Height	Depth
Overall	14'	30"	54"
(8) Base Cabinet (O.D.)	18"	29"	22 1/2"
(8) Drawers (I.D.)	14 1/2"	6 1/2"	17"
(16) Drawers (I.D.)	14 1/2"	6"	17"
(8) Writing Slides	16 3/8"	-	17 3/4"



Equipment:

- (2) four-way gas cocks
- (1) cold water gooseneck faucet
- (2) double faced pedestal boxes, each containing (2) AC receptacles
- (1) epoxy resin sink
- (1) polypropylene sink outlet
- 1" thick work surface - material to be specified

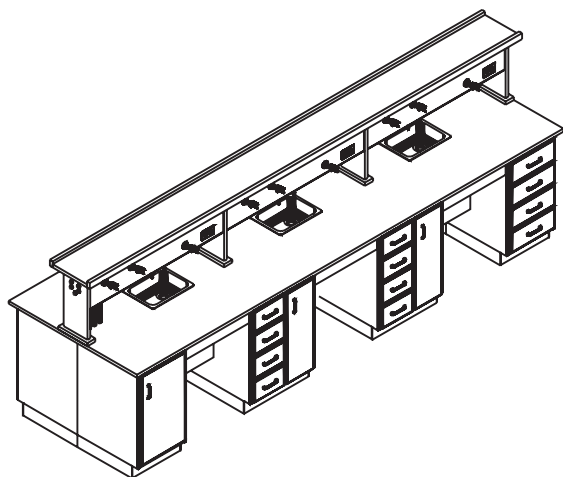
Note: Trap, service piping and electric conduit are not included.

Catalog Number: 6335B

Dimensions of Components	Width	Height	Depth
Overall	16'	30"	54"
(8) Base Cabinets (O.D.)	24"	29"	22 1/2"
(8) Cupboards (I.D.)	10 7/8"	14 3/4"	20 3/4"
(24) Drawers (I.D.)	8 7/8"	6"	17"
(8) Drawers (I.D.)	8 7/8"	6 1/2"	17"
(8) Writing Slides	22 3/8"	-	17 3/4"
End Sink (O.D.)	22 1/2"	-	14 1/2"
(Sink Depth: 12 5/8"			

Wood Science and Laboratory Furniture

6 Student Biological Science Table



Equipment:

- (6) cold water cocks
- (6) gas cocks
- (6) air cocks
- (6) vacuum cocks
- (6) duplex AC receptacles
- (3) epoxy resin sinks
- (3) polypropylene sink outlets
- (6) adjustable shelves
- (1) reagent rack constructed out of phenolic resin with 3/4" thick fascia and 1" thick uprights and shelf
- 1" thick work surface - material to be specified

Note: Trap, drain line, service piping and electric conduit are not included.

Catalog Number: 6336A

Dimensions of Components	Width	Height	Depth
Overall	15'	36"	54"
(2) Base Cabinets (O.D.)	18"	35"	22 1/2"
(2) Cupboards (I.D.)	16 1/2"	29 3/4"	20 3/4"
(4) Base Cabinets (O.D.)	35 1/4"	35"	22 1/2"
(16) Drawers (I.D.)	14 1/2"	6"	17"
(4) Cupboards (I.D.)	16 1/2"	29 1/4"	20 3/4"
(2) Base Cabinets (O.D.)	18"	35"	22 1/2"
(8) Drawers (I.D.)	14 1/2"	6"	17"
Reagent Rack (O.D.)	15'	20 1/2"	12"
(3) End Sinks (O.D.) (Sink Depth: 6")	18"	-	6 1/2"

Wood Science and Laboratory Furniture

Perimeter Base Cabinets - 24" Wide

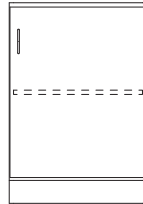
Perimeter Base Cabinets are used with Perimeter Table Styles, shown on the following pages. All cabinets on this page are 24" Wide x 35" Tall x 16" Deep. Drawers are 13" Deep I.D. and cupboards are 14 3/4" Deep I.D. Shelves are full depth and adjustable. There are 2 part numbers for each cabinet to indicate whether the cabinet is to be used in the "Wall Section" or "Student Section" of a Perimeter Style Table.



Student Section Cat. No.	Wall Section Cat. No.
-----------------------------	--------------------------

10

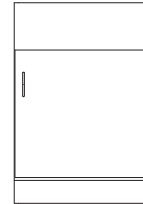
AA



Student Section Cat. No.	Wall Section Cat. No.
-----------------------------	--------------------------

12

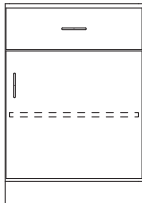
AB



Student Section Cat. No.	Wall Section Cat. No.
-----------------------------	--------------------------

14

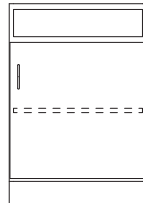
AC



Student Section Cat. No.	Wall Section Cat. No.
-----------------------------	--------------------------

16

AD



Student Section Cat. No.	Wall Section Cat. No.
-----------------------------	--------------------------

18

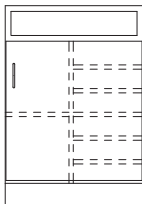
AE



Student Section Cat. No.	Wall Section Cat. No.
-----------------------------	--------------------------

20

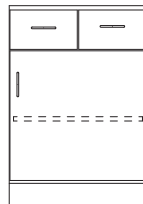
AF



Student Section Cat. No.	Wall Section Cat. No.
-----------------------------	--------------------------

21

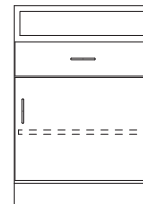
AG



Student Section Cat. No.	Wall Section Cat. No.
-----------------------------	--------------------------

22

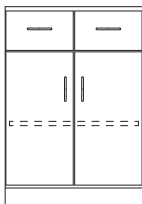
AH



Student Section Cat. No.	Wall Section Cat. No.
-----------------------------	--------------------------

24

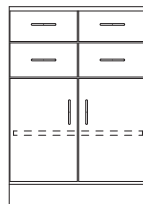
AJ



Student Section Cat. No.	Wall Section Cat. No.
-----------------------------	--------------------------

26

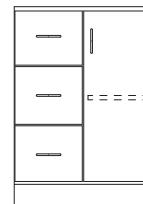
AK



Student Section Cat. No.	Wall Section Cat. No.
-----------------------------	--------------------------

28

AL



Student Section Cat. No.	Wall Section Cat. No.
-----------------------------	--------------------------

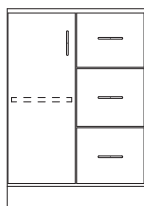
30

AM

Wood Science and Laboratory Furniture

Perimeter Base Cabinets - 24" Wide

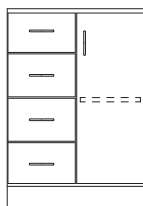
Perimeter Base Cabinets are used with Perimeter Table Styles, shown on the following pages. All cabinets on this page are 24" Wide x 35" Tall x 16" Deep. Drawers are 13" Deep I.D. and cupboards are 14 3/4" Deep I.D. Shelves are full depth and adjustable. There are 2 part numbers for each cabinet to indicate whether the cabinet is to be used in the "Wall Section" or "Student Section" of a Perimeter Style Table.



Student Section Cat. No.	Wall Section Cat. No.
-----------------------------	--------------------------

32

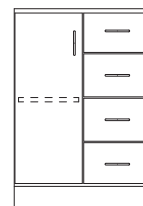
AN



Student Section Cat. No.	Wall Section Cat. No.
-----------------------------	--------------------------

34

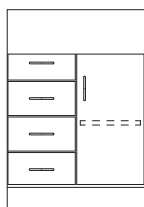
AO



Student Section Cat. No.	Wall Section Cat. No.
-----------------------------	--------------------------

36

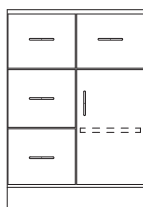
AP



Student Section Cat. No.	Wall Section Cat. No.
-----------------------------	--------------------------

38

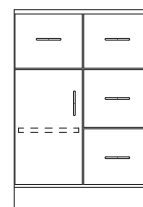
AQ



Student Section Cat. No.	Wall Section Cat. No.
-----------------------------	--------------------------

40

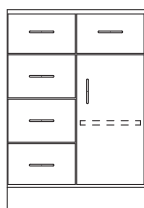
AR



Student Section Cat. No.	Wall Section Cat. No.
-----------------------------	--------------------------

42

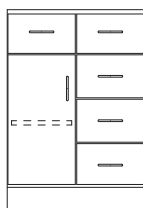
AS



Student Section Cat. No.	Wall Section Cat. No.
-----------------------------	--------------------------

44

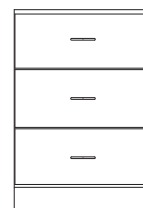
AT



Student Section Cat. No.	Wall Section Cat. No.
-----------------------------	--------------------------

46


AU



Student Section Cat. No.	Wall Section Cat. No.
-----------------------------	--------------------------

48


AV



Student Section Cat. No.	Wall Section Cat. No.
-----------------------------	--------------------------

50


AW



Student Section Cat. No.	Wall Section Cat. No.
-----------------------------	--------------------------

52

AX



Student Section Cat. No.	Wall Section Cat. No.
-----------------------------	--------------------------

54

AY

Wood Science and Laboratory Furniture

Perimeter Base Cabinets - 24" Wide

Perimeter Base Cabinets are used with Perimeter Table Styles, shown on the following pages. All cabinets on this page are 24" Wide x 35" Tall x 16" Deep. Drawers are 13" Deep I.D. and cupboards are 14 3/4" Deep I.D. Shelves are full depth and adjustable. There are 2 part numbers for each cabinet to indicate whether the cabinet is to be used in the "Wall Section" or "Student Section" of a Perimeter Style Table.



Student Section Cat. No.	Wall Section Cat. No.
-----------------------------	--------------------------

56


AZ



Student Section Cat. No.	Wall Section Cat. No.
-----------------------------	--------------------------

60

BB



Student Section Cat. No.	Wall Section Cat. No.
-----------------------------	--------------------------

62

BC



Student Section Cat. No.	Wall Section Cat. No.
-----------------------------	--------------------------

64

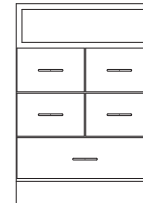
BD



Student Section Cat. No.	Wall Section Cat. No.
-----------------------------	--------------------------

66

BE



Student Section Cat. No.	Wall Section Cat. No.
-----------------------------	--------------------------

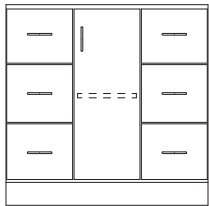
68

BF

Wood Science and Laboratory Furniture

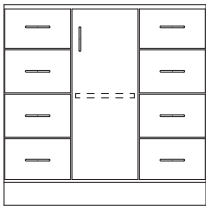
Perimeter Base Cabinets - 35 1/4" Wide

Perimeter Base Cabinets are used with Perimeter Table Styles, shown on the following pages. All cabinets on this page are 35 1/4" Wide x 35" Tall x 16" Deep. Drawers are 13" Deep I.D. and cupboards are 14 3/4" Deep I.D. Shelves are full depth and adjustable. These cabinets can only be used in the "Student Section".




Student Section Cat. No.

72




Student Section Cat. No.

74




Student Section Cat. No.

78



Student Section Cat. No.

82

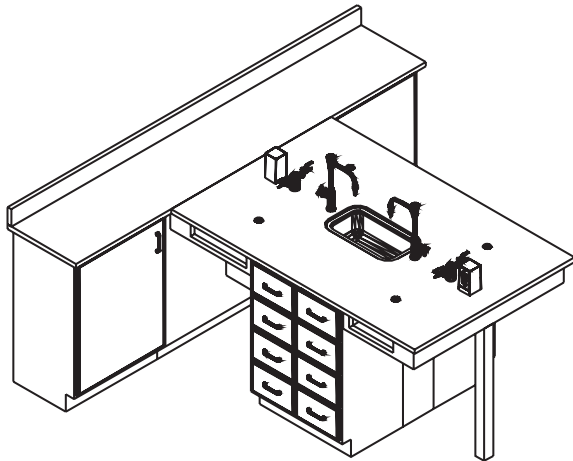


Student Section Cat. No.

84

Wood Science and Laboratory Furniture

Perimeter Laboratory Tables



This table features (4) compartments in the “Student Section” for transit storage of books or tote trays.

Equipment:

- (2) cold water gooseneck faucets
- (2) double gas cocks
- (2) single faced duplex AC pedestal type receptacles
- (1) epoxy resign sink
- (1) polypropylene sink outlet with disc strainer
- (4) rod sockets
- 1” thick work surface - material to be specified

Note: Burette rods and upright rod assemblies are not included, order separately. Traps, service piping and electric conduit are not included.

Catalog Number: 6A 60 AB			
Dimensions of Components	Width	Height	Depth
Student Section Overall	64"	36"	42"
Wall Section Overall	90"	36"	18"
Sink (I.D.) (Sink Depth: 7")	16"	-	8"

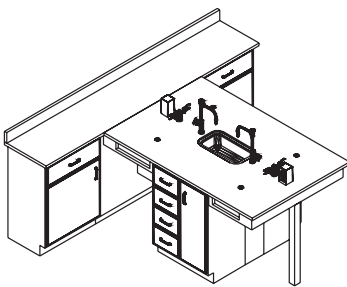
Other Variation Examples

Other designs can be created by selecting other combinations of perimeter base cabinets.

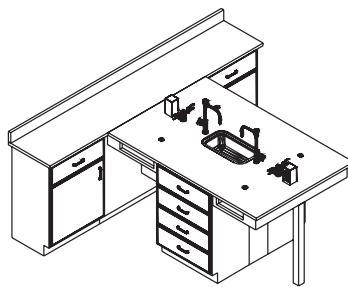
Perimeter Table Style Number: First 2 letter/number combination

Base Cabinet under the Student Section: 2 digit number following the “Perimeter Table Style Number”

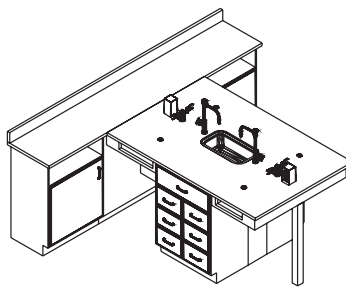
Base Cabinet under the Wall Section: Last 2 letters.



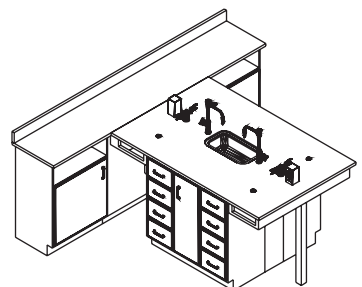
Catalog Number: 6A 34 AD



Catalog Number: 6A 50 AD



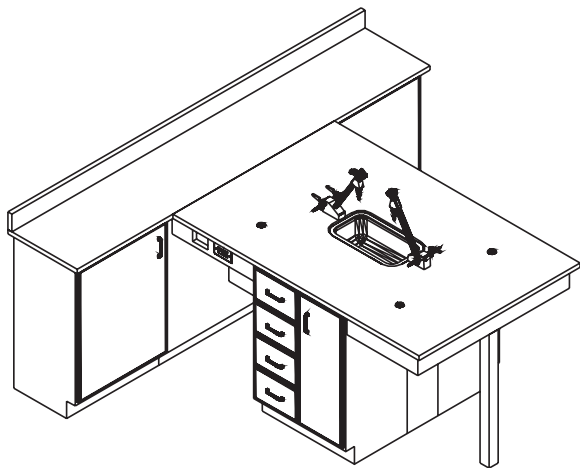
Catalog Number: 6A 62 AE



Catalog Number: 6A 74 AG

Wood Science and Laboratory Furniture

Perimeter Laboratory Tables



This table features plain rails and a rod storage compartments in the “Student Section”.

Equipment:

- (2) multi-service fixtures: containing (1) cold water gooseneck and (2) gas cocks
- (2) duplex AC receptacles
- (1) epoxy resin sink
- (1) polypropylene sink outlet with disc strainer
- (4) rod sockets
- 1” thick work surface - material to be specified

Note: Burette rods and upright rod assemblies are not included, order separately. Traps, service piping and electric conduit are not included.

Catalog Number: 6B 34 AB			
Dimensions of Components	Width	Height	Depth
Student Section Overall	64"	36"	42"
Wall Section Overall	90"	36"	18"
Rod Storage Compartment	4"	3"	39"
Sink (I.D.) (Sink Depth: 7")	16"	-	8"


Other Variation Examples

Other designs can be created by selecting other combinations of perimeter base cabinets.

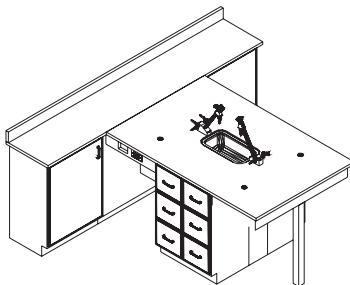
Perimeter Table Style Number: First 2 letter/number combination

Base Cabinet under the Student Section: 2 digit number following the “Perimeter Table Style Number”

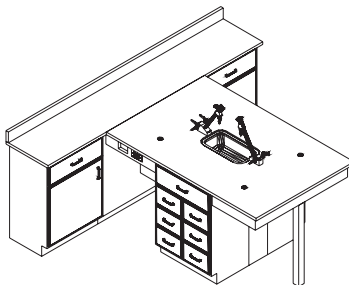
Base Cabinet under the Wall Section: Last 2 letters.



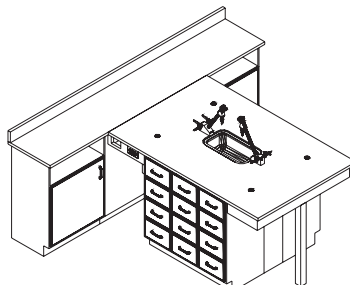
Catalog Number: 6B 50 AE



Catalog Number: 6B 54 AB



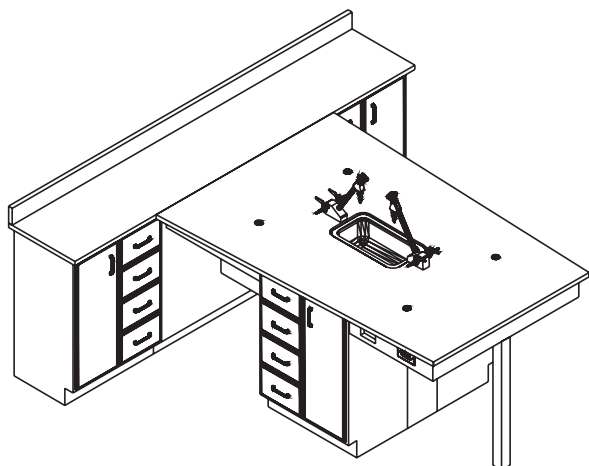
Catalog Number: 6B 62 AD



Catalog Number: 6B 82 AE

Wood Science and Laboratory Furniture

Perimeter Laboratory Tables



This table features a rod storage compartment in the “Student Section” and a trapezoid top measuring 48” wide at the “Wall Section” and tapering to 42” wide over the end compartment.

Equipment:

- (2) multi-service fixtures: containing (1) cold water gooseneck and (2) gas cocks
- (2) duplex AC receptacles
- (1) epoxy resin sink
- (1) polypropylene sink outlet with disc strainer
- (4) rock sockets
- 1” thick work surface - material to be specified

Note: Burette rods and upright rod assemblies are not included, order separately. Traps, service piping and electric conduit are not included.

Catalog Number: 6C 34 AO			
Dimensions of Components	Width	Height	Depth
Student Section Overall	64”	36”	42”
Wall Section Overall	90”	36”	18”
Rod Storage Compartment	4”	3”	39”
Sink (I.D.) (Sink Depth: 7”)	16”	-	8”

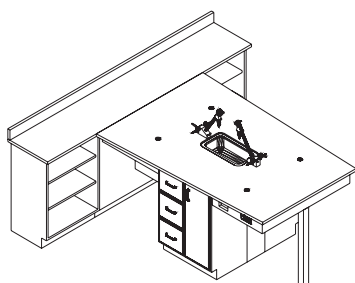
Other Variation Examples

Other designs can be created by selecting other combinations of perimeter base cabinets.


Perimeter Table Style Number: First 2 letter/number combination

Base Cabinet under the Student Section: 2 digit number following the “Perimeter Table Style Number”

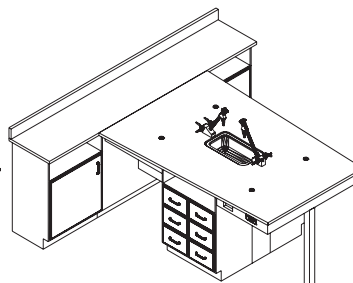
Base Cabinet under the Wall Section: Last 2 letters.



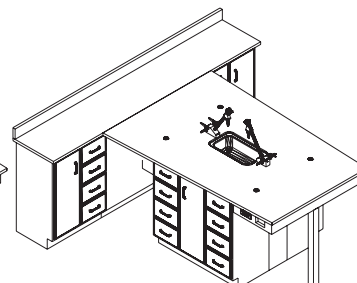
Catalog Number: 6C 30 AA



Catalog Number: 6C 44 BC



Catalog Number: 6C 66 AE

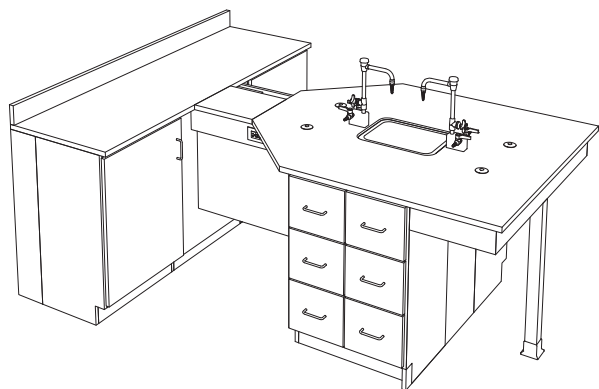


Catalog Number: 6C 74 AO

Wood Science and Laboratory Furniture

Styles 6D, 6E, 6F, 6G and 6H perimeter tables include the wall section as part of the table. Variations in the design are achieved by selecting 24" wide (only) Perimeter Base Cabinets for Student Section only. Wall sections are available only as shown in each Perimeter Table Style.

Perimeter Laboratory Tables



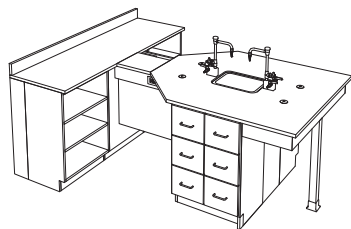
Equipment:

- (2) multi-service fixtures: containing (1) cold water gooseneck and (2) gas cocks
- (2) duplex AC receptacles
- (1) epoxy resin sink
- (1) polypropylene sink outlet with disc strainer
- (4) rod sockets
- Each cupboard is equipped with (1) adjustable shelf
- 1" thick work surface - material to be specified

Note: Burette rods and upright rod assemblies are not included, order separately. Traps, service piping and electric conduit are not included.

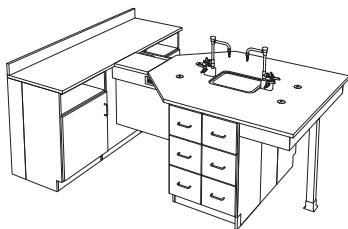
Catalog Number: 6D 54			
Dimensions of Components	Width	Height	Depth
Student Section Overall	48"	36"	72"
Wall Section Overall	72"	36"	18"
Sink (I.D.) (Sink Depth: 6")	10"	-	14"

Other Variations



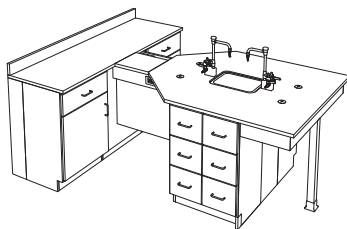
Catalog Number: 6E 54

Equipment is same as style 6D. Open cabinets have (2) adjustable shelves.



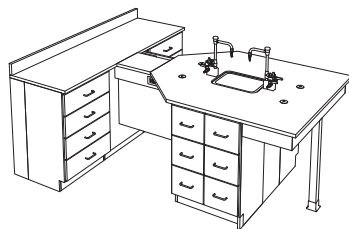
Catalog Number: 6F 54

Equipment is same as style 6D. Cupboards have (1) open compartment and (1) adjustable shelf.



Catalog Number: 6G 54

Equipment is same as style 6D. Cupboards have (1) drawer and (1) adjustable shelf.



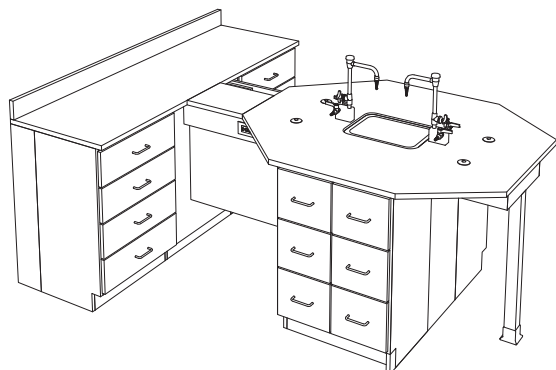
Catalog Number: 6H 54

Equipment is same as style 6D. Cabinets have (4) drawers.

Wood Science and Laboratory Furniture

Styles 6D, 6E, 6F, 6G and 6H perimeter tables include the wall section as part of the table. Variations in the design are achieved by selecting 24" wide (only) Perimeter Base Cabinets for Student Section only. Wall sections are available only as shown in each Perimeter Table Style.

Perimeter Laboratory Tables



Equipment:

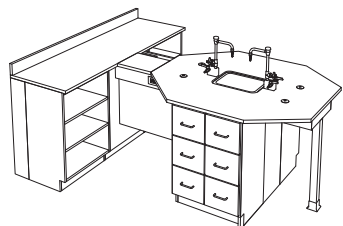
- (2) multi-service fixtures: containing (1) cold water gooseneck and (2) gas cocks
- (2) duplex AC receptacles
- (1) epoxy resin sink
- (1) polypropylene sink outlet with disc strainer
- (4) rod sockets
- 1" thick work surface - material to be specified

Note: Burette rods and upright rod assemblies are not included, order separately. Traps, service piping and electric conduit are not included.

Catalog Number: 6J 54

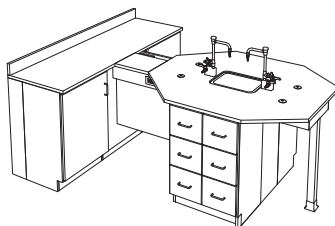
Dimensions of Components	Width	Height	Depth
Student Section Overall	72"	36"	48"
Wall Section Overall	72"	36"	18"
Sink (I.D.) (Sink Depth: 6")	14"	-	10"

Other Variations



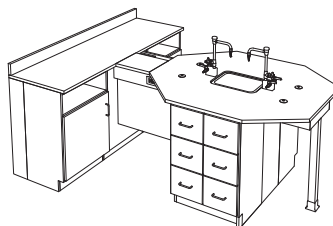
Catalog Number: 6K 54

Equipment is same as style 6J.
Open cabinets have (2) adjustable shelves.



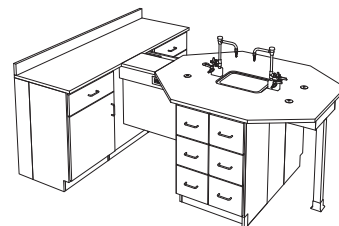
Catalog Number: 6L 54

Equipment is same as style 6J.
Cupboards have (1) adjustable shelf.



Catalog Number: 6M 54

Equipment is same as style 6J.
Cupboards have (1) open compartment and (1) adjustable shelf.

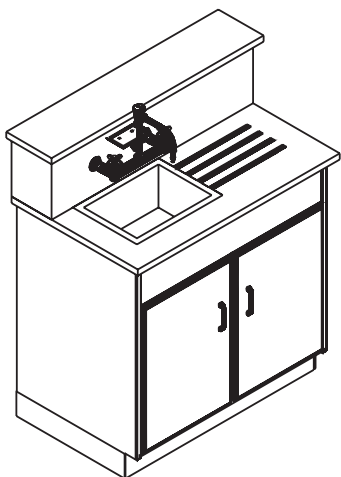


Catalog Number: 6N 54

Equipment is same as style 6J.
Cupboards have (1) drawer and (1) adjustable shelf.

Wood Science and Laboratory Furniture

Laboratory Wall Sink



Equipment:

- (1) mixing faucet with soap dish
- (1) epoxy resin sink
- (1) polypropylene sink outlet with disc strainer
- Drainboard, hi-back and ledge cap are 1" thick - material to be specified.

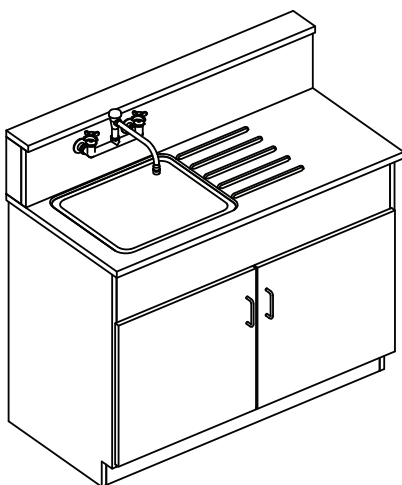
Note: Traps and service piping are not included.

Catalog Number: 6636

Dimensions of Components	Width	Height	Depth
Overall	37 1/4"	46"	24"
(1) Base Cabinet (O.D.)	35 1/4"	35"	22 1/2"
Hi-back	37 1/2"	9"	4 1/4"
Ledge Cap	37 1/4"	-	4 3/4"
Drainboard	17 3/4"	-	19 3/4"
(1) Cupboard (I.D.)	33 3/4"	21 3/4"	20 3/4"
Sink (I.D.) (Sink Depth: 8")	16"	-	12"

Catalog Number: 6637

Same as 6636 except 30" deep with 18" x 15" x 8" sink. Base cabinet is 28 3/4" D, ledge cap and high back remain the same.



Equipment:

- (1) mixing faucet
- (1) epoxy resin sink
- (1) polypropylene sink outlet with disc strainer
- Drainboard, hi-back and ledge cap are 1" thick - material to be specified.

Note: Traps and service piping are not included.

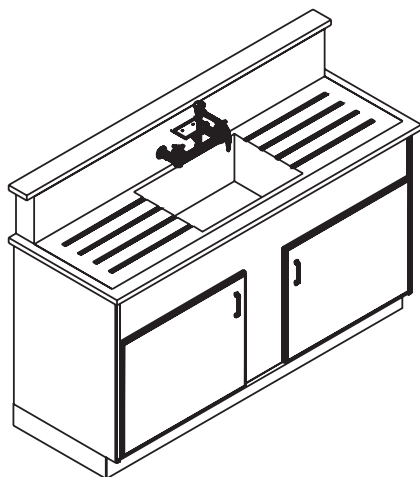
Catalog Number: 6638

Dimensions of Components	Width	Height	Depth
Overall	48"	46"	24"
(1) Base Cabinet (O.D.)	47 1/4"	35"	22 1/2"
Hi-back	48"	9"	4 1/4"
Ledge Cap	48"	-	4 3/4"
Drainboard	26 1/2"	-	19 3/4"
(1) Cupboard (I.D.)	45 3/4"	21 3/4"	20 3/4"
Sink (I.D.) (Sink Depth: 8")	18"	-	15"

Catalog Number: 6639

Same as 6638 except 30" deep. Base cabinet is 28 3/4", ledge cap and hi-back remain the same.

Laboratory Wall Sink



Equipment:

- (1) mixing faucet with soap dish
- (1) epoxy resin sink
- (1) polypropylene sink outlet with disc strainer
- Drainboard, hi-back and ledge cap are 1" thick - material to be specified.

Note: Traps and service piping are not included.

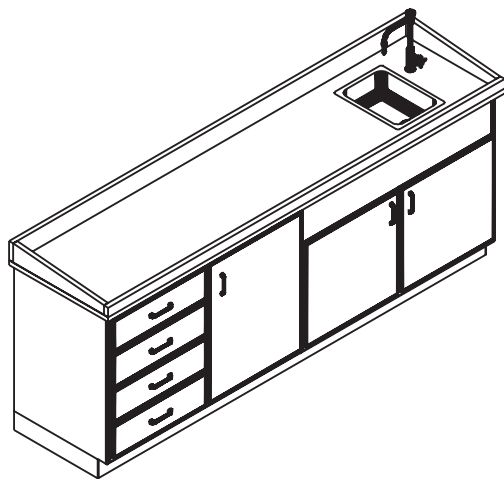
Catalog Number: 6640			
Dimensions of Components	Width	Height	Depth
Overall	60"	46"	24"
(1) Base Cabinet (O.D.)	58 1/4"	35"	22 1/2"
Hi-back	60"	9"	4 1/4"
Ledge Cap	60"	-	4 3/4"
(2) Drainboard	18 1/2"	-	19 3/4"
(1) Cupboard (I.D.)	58 3/4"	21 3/4"	20 3/4"
Sink (I.D.) (Sink Depth: 8")	24"	-	16"

Catalog Number: 6641

Same as 6640 except 30" deep. Base cabinet is 28 3/4" deep, ledge cap and hi-back remain the same.

Wood Science and Laboratory Furniture

Rinse Counter



Equipment:

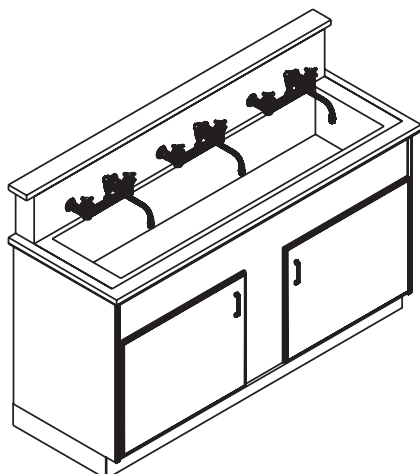
- (1) cold water gooseneck faucet
- (2) adjustable shelves
- (1) epoxy resin sink
- (1) polypropylene sink outlet with disc strainer
- Top has a 4" back splash, 2" front retainer and side retainers
- 1" thick work surface - material to be specified.

Note: Traps and service piping are not included.

Catalog Number: 6642			
Dimensions of Components	Width	Height	Depth
Overall	72"	36"	24"
(1) Base Cabinet (O.D.)	41 1/4"	35"	22 1/2"
(1) Sink Cabinet (O.D.)	30"	35"	22 1/2"
(1) Cupboard (I.D.)	19 1/2"	29 1/4"	20 3/4"
(1) Cupboard (I.D.)	28 1/2"	21 3/4"	20 3/4"
(4) Drawers (I.D.)	17 1/2"	6"	17"
Sink (I.D.) (Sink Depth: 7")	16"	-	8"

Catalog Number: 6642-A
Same as 6642 except opposite hand.
Catalog Number: 6643
Same as 6642 except with 16" x 12" sink.
Catalog Number: 6644
Same as 6642 except 30" high and drawer unit has (3) drawers.
Catalog Number: 6644-A
Same as 6644 except opposite hand.

Wash-Up Sink



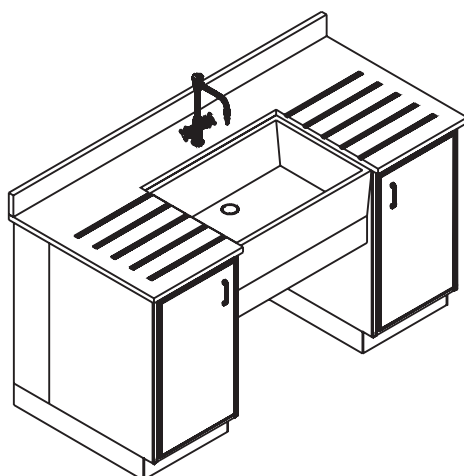
Equipment:

- (3) combination hot and cold water swing spout faucets
- (1) stainless steel sink assembly
- (1) stainless steel sink outlet with basket strainer
- Integral top and sink assembly of seamless welded construction is 16 gauge, 18-8 type, 302 stainless steel
- Exposed surfaces are polished to a #4 finish.
- Sink assembly is completely under coated for sound deadening.

Note: Traps and service piping are not included.

Catalog Number: 6650

Dimensions of Components	Width	Height	Depth
Overall	60"	36"	30"
(1) Base Cabinet (O.D.)	58 1/4"	35"	28 1/2"
(1) Cupboard (I.D.)	56 3/4"	21 3/4"	26 3/4"
Stainless Steel Sink Assembly (I.D.) (Sink Depth: 7 1/2")	54"	-	22"
Back Splash	11 1/4"	-	-
Ledge Cap	4 1/4"	-	-



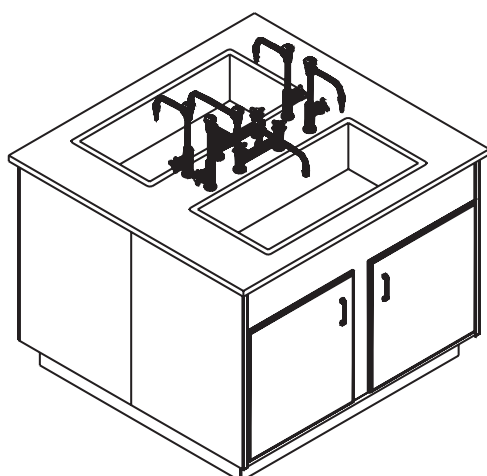
Equipment:

- (1) combination hot and cold water mixing faucet
- (1) epoxy resin sink
- (1) polypropylene sink outlet with strainer
- Cupboards have (1) adjustable shelf in each
- Work surface is 1" Rhearsin

Note: Traps and service piping are not included.

Catalog Number: 6651

Dimensions of Components	Width	Height	Depth
Overall	67"	36"	30"
(2) Base Cabinet (O.D.)	18"	35"	22 1/2"
(2) Cupboard (I.D.)	16 1/2"	29 1/4"	20 3/4"
Epoxy Sink (I.D.) (Sink Depth: 8 3/4")	28"	-	20"



Equipment:

- (2) hot and cold water mixing faucets with swing sprouts
- (4) cold water gooseneck faucets
- (2) integral stainless steel sinks
- (2) stainless steel sink strainers with tailpieces
- Top and integral sinks are 16 gauge, type 304 stainless steel.
- Exposed surfaces are polished to #4 finish

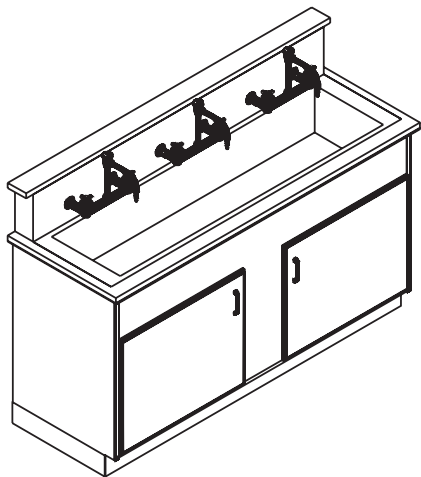
Note: Traps and service piping are not included.

Catalog Number: 7286

Dimensions of Components	Width	Height	Depth
Overall	54"	36"	54"
(2) Base Cabinet (O.D.)	50 5/8"	35"	22 1/2"
(2) Stainless Steel Sink (I.D.) (Sink Depth: 10")	32"	-	16"

Wood Science and Laboratory Furniture

Wash-Up Sink

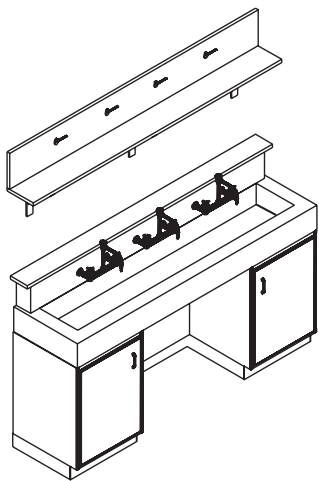


Equipment:

- (2) cold water gooseneck faucets
- (1) combination hot and cold water faucet with swing spout
- (1) stainless steel sink assembly
- (1) stainless steel sink outlet with basket strainer and tailpiece
- Integral top and sink assembly of seamless welded construction is 16 gauge, type 304 stainless steel
- Exposed surfaces are polished to #4 finish
- Sink assembly has 11 1/4" tall back splash and 4 1/4" deep ledge cap.

Note: Traps and service piping are not included.

Catalog Number: 7288			
Dimensions of Components	Width	Height	Depth
Overall (w/o hi-back)	60"	36"	30"
(1) Base Cabinet (O.D.)	58 1/4"	35"	28 3/4"
(1) Cupboard (I.D.)	56 3/4"	21 3/4"	26 3/4"
Stainless Steel Sink (I.D.) (Sink Depth: 7 1/2")	54"	-	22"



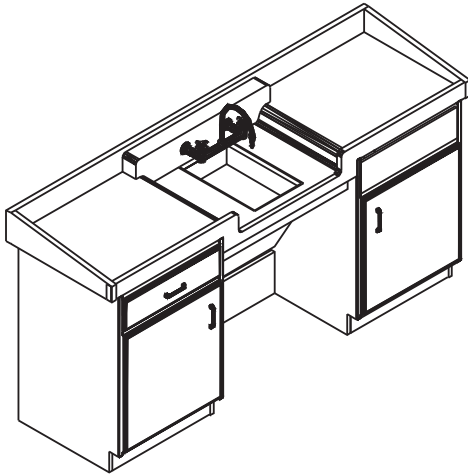
Equipment:

- 1" Rhearsin shelf with (4) polypropylene pegs and solid oak shelf brackets
- (3) combination hot and cold water mixing faucets
- (1) stainless steel sink assembly
- (1) stainless steel sink outlet with basket strainer and tailpiece
- Integral top and sink assembly of seamless welded construction is 16 gauge, type 304 stainless steel
- Exposed surfaces are polished to #4 finish
- Sink assembly has 11 1/4" tall back splash and 4 1/4" deep ledge cap.

Note: Traps and service piping are not included.

Catalog Number: 7289			
Dimensions of Components	Width	Height	Depth
Overall (w/o hi-back)	76"	36 1/4"	30"
(2) Base Cabinet (O.D.)	18"	25"	28 3/4"
(1) Shelf	76"	12"	-
Stainless Steel Sink (I.D.) (Sink Depth: 7 1/2")	68 1/2"	-	22"

ADA Wash-Up Sink

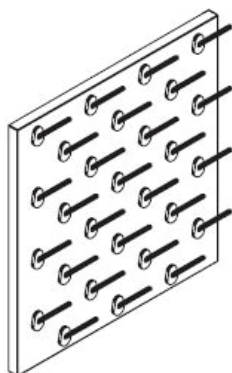


This assembly is designed to include provisions for wheelchair space at sink and services. Rinse counter provides a long sloped counter, integral sink, continuous raised edges and coved corners to retain spilled materials and liquids. Top assembly is epoxy or phenolic resin (to be specified). Sink assembly has bi-level work surfaces to accommodate recommended maximum 34" wheelchair height and 36" for stand up height. Stand up work surface slopes toward wheelchair work surface, which in turn slopes toward integral sink. Molded integral sink is sloped from front to back with overall depth not to exceed 6 1/2" deep. A molded integral ledge is located at rear of sink to accommodate services. Casework assembly consists of (1) 1278L cabinet, and (1) 2338 sink cabinet (without sink hangers). A removable one piece closure panel conceals sink service piping. Unit has one hot and cold water mixing faucet with wrist blade handles.

Catalog Number: 8815			
Dimensions of Components	Width	Height	Depth
Overall	80"	41"	24"
Countertop	-	33" and 36"	-
(2) Base Cabinets (O.D.)	24"	35"	22 1/2"
Kneespace (O.D.)	30"	-	-
(2) Cupboard (I.D.)	22 1/2"	29 1/4"	20 3/4"
(1) Drawers (I.D.)	20 1/2"	6"	17"

Wood Science and Laboratory Furniture

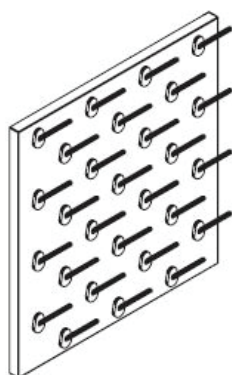
Stainless Steel Pegboards



- Made of #304 stainless steel with a #4 finish.
- The pegs are polypropylene.
- Optional drip trough is made out of stainless steel.

Cat. No.	Type	Dimensions	No. of Pegs
6667-A	Pegboard	24" W x 30" H	32
6667-B	Pegboard with Drip Trough	24" W x 30" H	32
6668-A	Pegboard	30" W x 30" H	50
6668-B	Pegboard with Drip Trough	30" W x 30" H	50

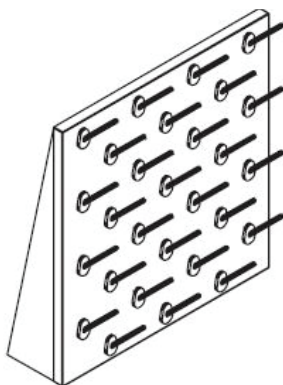
Phenolic Pegboards



- Made out of 1" thick phenolic resin.
- The pegs are polypropylene.

Cat. No.	Type	Dimensions	No. of Pegs
6660	Pegboard	22 1/2" W x 24" H	28
6676	Pegboard	30" W x 24" H	38
6678	Pegboard	32" W x 30" H	53
6666	Pegboard	48" W x 30" H	68
6670	Pegboard	16" W x 24" H	24
6674	Pegboard	20" W x 30" H	32

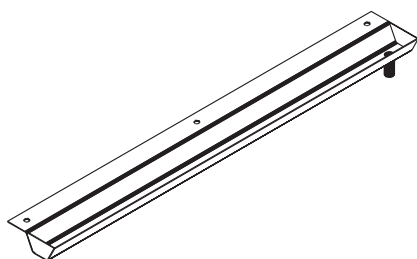
Sloping Phenolic Pegboards



- Made out of phenolic resin and 5" at slope base.
- The pegs are polypropylene.

Cat. No.	Type	Dimensions	No. of Pegs
6660-B	Sloping Pegboard	22 1/2" W x 24" H	28
6664-B	Sloping Pegboard	32" W x 30" H	53

Stainless Steel Drip Trough

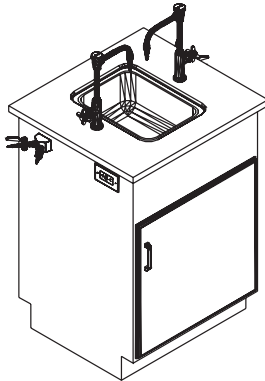


- Trough is fabricated from 22 gauge stainless steel with a 3/8" (O.D.) x 3/4" long copper drain stub.

Cat. No.	Dimensions
6679-A	1 1/2" W x 1" D x Specify Length

Wood Science and Laboratory Furniture

Service Islands



Equipment:

- (2) cold water gooseneck faucets
- (2) 90° wall mounted gas cocks
- (2) duplex AC receptacles
- (1) 14" x 10" x 6" (I.D.) epoxy resin sink
- (1) polypropylene sink outlet with disc strainer
- 1" thick work surface - material to be specified

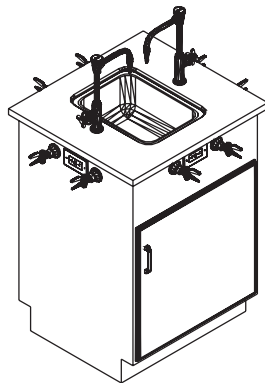
Note: Traps, service piping and electric conduit are not included.

Catalog Number: 6172

Dimensions of Components	Width	Height	Depth
Overall	26"	36"	24"
(1) Base Cabinet (O.D.)	24"	35"	22"

Catalog Number: 6174

Same as 6172 except 42" H



This compact unit has services on all four sides. A wood hinged door provides access to plumbing and storage space.

Equipment:

- (2) cold water gooseneck faucets
- (8) single gas cocks
- (4) duplex AC receptacles
- (1) 14" x 10" x 6" (I.D.) epoxy resin sink
- (1) polypropylene sink outlet with disc strainer
- 1" thick work surface - material to be specified

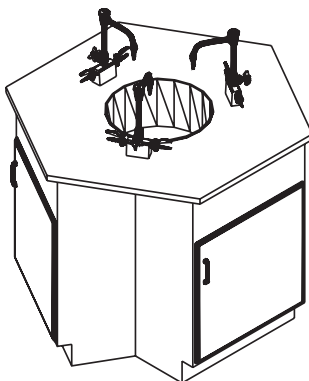
Note: Traps, service piping and electric conduit are not included.

Catalog Number: 6176

Dimensions of Components	Width	Height	Depth
Overall	26"	36"	26"
(1) Base Cabinet (O.D.)	24"	35"	24"

Catalog Number: 6178

Same as 6176 except 42" H



This versatile unit has services on three sides for use with (3) #6184 "Four Student Tables". This unit can also be grouped with conventional rectangular tables.

Equipment:

- (1) adjustable shelf in each cupboard
- (3) duplex AC receptacles
- (3) multi-service fixtures: consisting of (1) cold water gooseneck and (2) gas cocks
- (1) 16" diameter stainless steel sink with stainless steel strainer
- 1" thick work surface - material to be specified

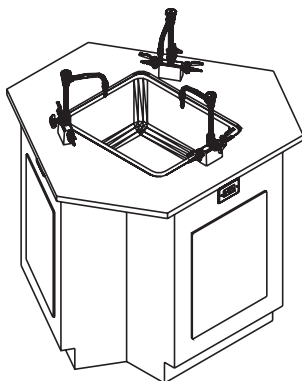
Note: Traps, service piping and electric conduit are not included.

Catalog Number: 6180

Dimensions of Components	Width	Height	Depth
Overall	48"	36"	41 1/2"
(3) Base Cabinet (O.D.)	24"	35"	12 1/4"

Wood Science and Laboratory Furniture

Service Islands



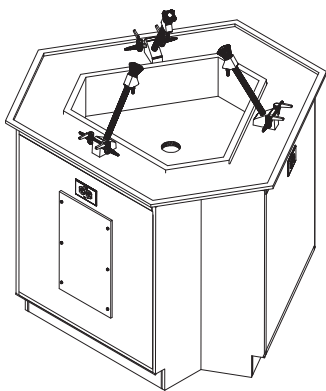
When grouped with (3) #6512 “Student Tables”, this “Service Island” with services on three sides, provides the center for an ideal work arrangement.

Equipment:

- (3) multi-service fixtures: consisting of (1) cold water gooseneck and (2) gas cocks
- (3) duplex AC receptacles
- (1) epoxy resin sink
- (1) polypropylene sink outlet with disc strainer
- 1” thick work surface - material to be specified

Note: Traps, service piping and electric conduit are not included.

Catalog Number: 6182			
Dimensions of Components	Width	Height	Depth
Overall	48"	36"	41 9/16"
Sink (I.D.) (Sink Depth: 10")	21"	-	18"



Designed to be used with 30" H tables, 30" or 36" W.

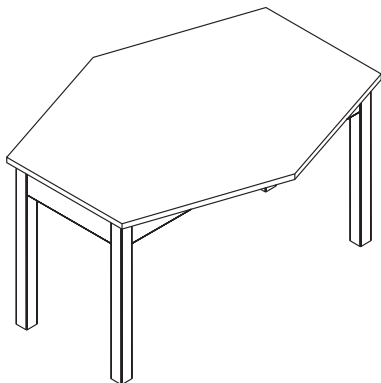
Equipment:

- (3) multi-service fixtures: containing (1) cold water gooseneck and (2) gas cocks
- (3) duplex AC receptacles
- (1) epoxy resin sink
- (1) polypropylene sink outlet with disc strainer
- 1” thick work surface - material to be specified

Note: Traps, service piping and electric conduit are not included.

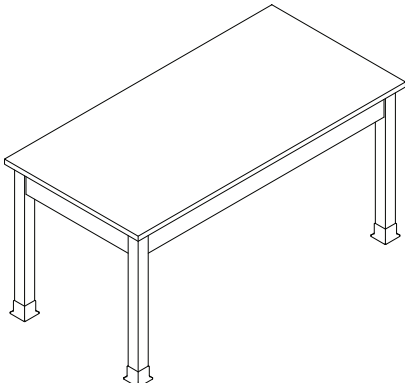
Catalog Number: 6188			
Dimensions of Components	Width	Height	Depth
Overall	54"	36 1/4"	46 3/4"
Sink (I.D.) (Sink Depth: 6")	31"	-	27"

Student Tables



Top is 1" thick, material to be specified.

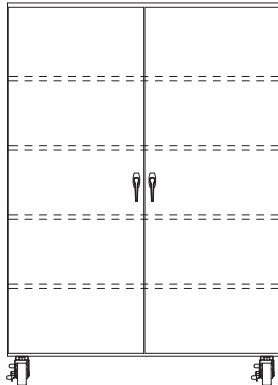
Catalog Number: 6184			
Dimensions of Components	Width	Height	Depth
Overall	54"	24"-42"	30"



Top is 1" thick, material to be specified.

Catalog Number: 6512			
Dimensions of Components	Width	Height	Depth
Overall	60"	30"	30"

Mobile Storage Units

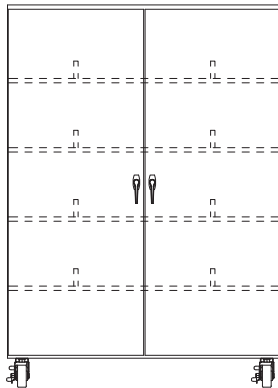


Equipment:

- (4) adjustable shelves
- (4) 5" casters: (2) rigid and (2) swivel with locks
- Doors are equipped with 3-point latching system

Catalog Number: 7322

Dimensions of Components	Width	Height	Depth
Overall	47 1/4"	66"	24"

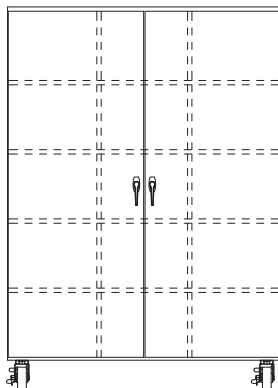


Equipment:

- (3) fixed shelves with dividers
- (4) 5" casters: (2) rigid and (2) swivel with locks
- Doors are equipped with 3-point latching system

Catalog Number: 7323

Dimensions of Components	Width	Height	Depth
Overall	47 1/4"	66"	24"

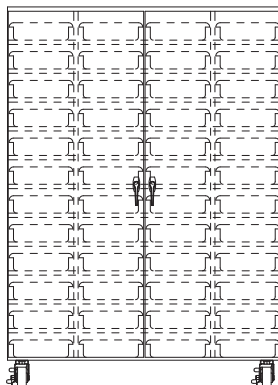


Equipment:

- (2) vertical dividers forming (3) compartments
- Each compartment has (5) adjustable shelves for a total of 18 cubicles
- (4) 5" casters: (2) rigid and (2) swivel with locks
- Doors are equipped with 3-point latching system

Catalog Number: 7324

Dimensions of Components	Width	Height	Depth
Overall	47 1/4"	66"	24"



Equipment:

- (3) tiers with 12 fixed shelves that hold (36) #6347 tote trays (included)
- (4) 5" casters: (2) fixed and (2) swivel with locks
- Doors have 3-point latching system

Catalog Number: 7326

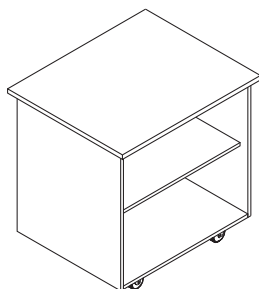
Dimensions of Components	Width	Height	Depth
Overall	47 1/4"	66"	24"

Catalog Number: 7327

Same as 7326 except with (4) tiers equipped with a total of (48) #6345 tote trays

Wood Science and Laboratory Furniture

Lab Cart



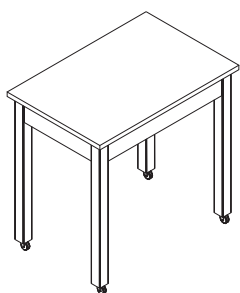
Serves as an extension for additional working area when placed adjacent to the “Instructor’s Desk”. Its many uses include a convenient way of transporting demonstration materials and apparatus from the storage room to the demonstration area, and a place for miscellaneous storage.

Equipment:

- (4) rubber-tired casters: (2) rigid and (2) swivel with locks
- (1) adjustable shelf
- 1” thick work surface - material to be specified

Catalog Number: 6030			
Dimensions of Components	Width	Height	Depth
Overall	36”	36”	24”

Mobile Lab Table

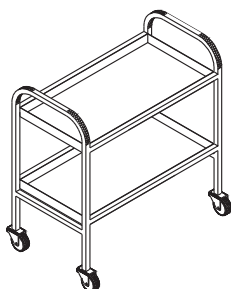


Equipment:

- (4) rubber-tired casters: (2) rigid and (2) swivel with locks
- (1) fixed shelf
- 1” thick work surface - material to be specified

Catalog Number: 6032			
Dimensions of Components	Width	Height	Depth
Overall	36”	36”	24”

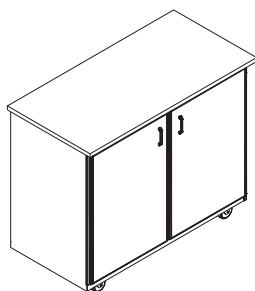
Pan Cart



- A versatile, rugged cart for many lab uses, the “Pan Cart” is equipped with (2) rigid, watertight pans made of epoxy coated 18 gauge steel.
- The pans have 2” sides with smooth folded edges, and are lined with removable rubber mats.
- The cart is constructed of 1” square, 18-gauge steel tubing and all joints are welded. The cart has a char blue, corrosion-resistant, epoxy finish.

Catalog Number: 6034			
Dimensions of Components	Width	Height	Depth
Overall	34 7/8”	36 3/8”	19”

Mobile Cupboard

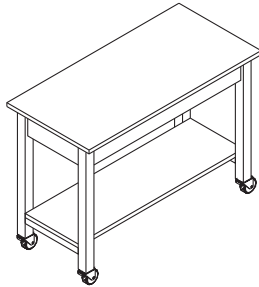


- 1” thick work surface, material to be specified.
- Equipped with casters and adjustable shelf.

Catalog Number: 6482			
Dimensions of Components	Width	Height	Depth
Overall	54”	30”	21”
Base Cabinet (O.D.)	47 1/4”	29”	19”

Wood Science and Laboratory Furniture

Mobile Open Frame Table




- 1" thick work surface, material to be specified.
- Equipped with casters and hardwood shelf.

Catalog Number: 6484

Dimensions of Components	Width	Height	Depth
Overall	54"	30"	21"

Special Storage Base Cabinets



- Provided with tilt out removable galvanized steel bin.

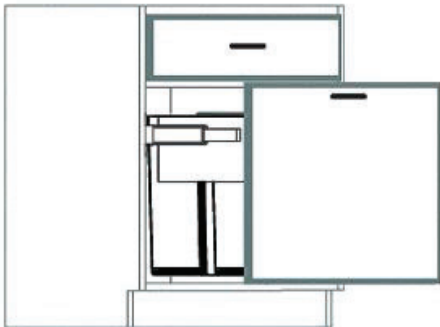
Catalog Number: 3896

Dimensions of Components	Width	Height	Depth
Overall	18"	35"	22 1/2"

Catalog Number: 3898

Same as 3896 except 35 1/4" wide and equipped with two tilt out removable galvanized steel bins

Recycle Center




- Designed to sit under counter, recycle center is equipped with one drawer and conceals two plastic bins for recycling or trash.
- False door is mounted to slide out, activated by push foot pedal.
- Pull out tray is equipped with metal frame to secure two plastic trash cans, included.
- Door covers opening for pullout and a side area with two vertical cubby storage compartments.

Catalog Number: 4050

Dimensions of Components	Width	Height	Depth
Overall	27"	35"	24 1/2"
Door	27"	21 3/8"	-

Trash Storage




- Equipped with separate bottom from unit.
- Casters permit smooth removal of trash container.
- Round aluminum vents in tow rail are standard.

Catalog Number: 4046

Dimensions of Components	Width	Height	Depth
Overall	24"	35"	22 1/2"

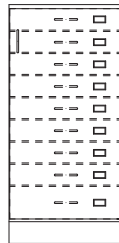
Wood Science and Laboratory Furniture

Rock & Map Storage Cases




- (8) drawers: 17 1/2" W x 2 7/8" H x 20 3/4" D
- (1) drawers: 17 1/2" W x 6 1/4" H x 20 3/4" D
- Label holders on all drawers

Catalog Number: 3928			
Dimensions of Components	Width	Height	Depth
Overall	21"	44"	23 1/2"




- (8) drawers: 16 3/4" W x 2 7/8" H x 19 1/2" D
- (1) drawers: 16 3/4" W x 6 1/4" H x 19 1/2" D
- (1) solid wood door
- Label holders on all drawers

Catalog Number: 3929			
Dimensions of Components	Width	Height	Depth
Overall	21"	44"	23 1/2"



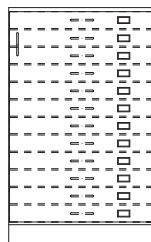
- (16) drawers: 17 1/2" W x 2 7/8" H x 20 3/4" D
- (2) drawers: 17 1/2" W x 6 1/4" H x 20 3/4" D
- Label holders on all drawers

Catalog Number: 3930			
Dimensions of Components	Width	Height	Depth
Overall	41 1/4"	44"	23 1/2"



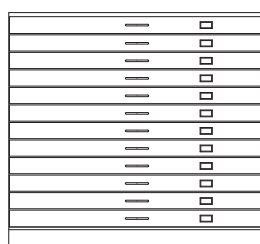
- (12) drawers: 23 1/2" W x 2 1/4" H x 27 3/4" D
- Label holders on all drawers

Catalog Number: 3931			
Dimensions of Components	Width	Height	Depth
Overall	27"	44"	30 1/2"



- (12) drawers: 22 3/4" W x 2 1/4" H x 26 1/2" D
- (1) solid wood door
- Label holders on all drawers

Catalog Number: 3932			
Dimensions of Components	Width	Height	Depth
Overall	27"	44"	30 1/2"



- (12) drawers: 43 3/4" W x 2 1/4" H x 27 3/4" D
- Label holders on all drawers

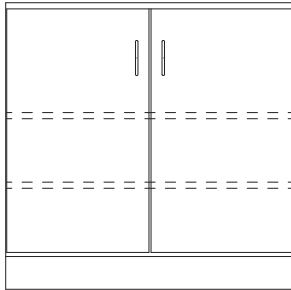
Catalog Number: 3933			
Dimensions of Components	Width	Height	Depth
Overall	47 1/4"	44"	30 1/2"

Wood Science and Laboratory Furniture

Special Storage Base Cabinets

Units equipped with pullout shelves behind cabinet doors should not be located in a corner or next to any cabinet, case or other obstruction, which would keep the door from having an opening swing of approximately 110°. This allowance is required to allow pullout trays or shelves to clear back edge of door. If the unit must be located in a corner, a filler strip of at least 6", must be provided between the case and the wall.

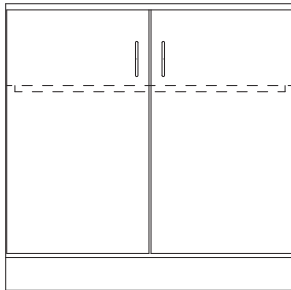
Damp Storage Unit



- (2) adjustable black metal shelves
- (1) removable galvanized drip pan in bottom
- Interior is completely lined with galvanized metal

Catalog Number: 3950			
Dimensions of Components	Width	Height	Depth
Overall	35 1/4"	35"	22 1/2"
Catalog Number: 3952			
Same as 3950 except 47 1/4" W.			

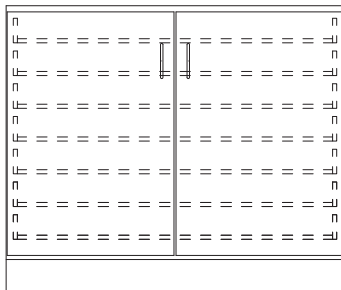
Illustrative Material Unit



- Equipped with pullout rack with (9) rails

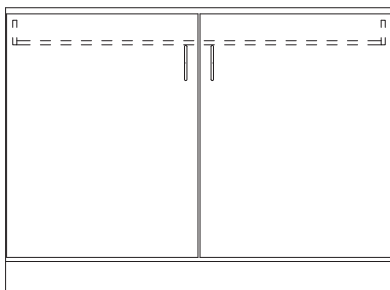
Catalog Number: 3958			
Dimensions of Components	Width	Height	Depth
Overall	35 1/4"	35"	22 1/2"
Catalog Number: 3960			
Same as 3958 except 47 1/4" W.			

Chart & Paper Storage



Cat. No.	Dimensions	Paper Storage Size	No. of Shelves
3962	41 1/4" W x 22 1/2" D x 35" H	36" L x 18" W	7
3964	41 1/4" W x 28 1/2" D x 35" H	36" L x 24" W	7
3966	41 1/4" W x 34 1/2" D x 35" H	36" L x 30" W	7
3891	35 1/4" W x 28 1/2" D x 35" H	30" L x 24" W	7
3892	47 1/4" W x 28 1/2" D x 35" H	42" L x 24" W	7
3893	47 1/4" W x 28 1/2" D x 28" H		5
3894	47 1/4" W x 34 1/2" D x 35" H	42" L x 30" W	7

Paper Storage & Cupboard



- Equipped with (1) pullout tray

Catalog Number: 3895			
Dimensions of Components	Width	Height	Depth
Overall	47 1/4"	35"	22 1/2"

Wood Science and Laboratory Furniture

Tote tray storage units over 47 1/4" wide, will be divided into two or more separate cases. Shelves are 1" thick and adjustable, except for a fixed center shelf. Standard units contain no vertical dividers between trays, unless structurally required. If specified, tray compartment dividers provided will be chrome plated 3/16" diameter bent wire.

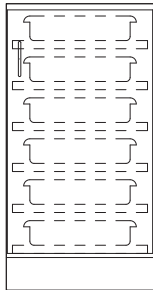
Plastic Tote Tray



Made of sturdy high impact plastic with high gloss finish - unbreakable in normal use. Smooth surface resists soiling and is easily cleaned. Resistance of inorganic chemicals. Light weight and easy to handle. Handy aluminum card holder is standard on trays.

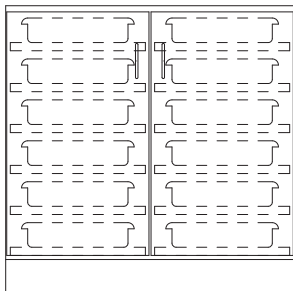
Cat. No.	Dimensions
6339	16" W x 12" D x 4" H
6340	16 3/8" W x 11" D x 2 1/2" H
6342	16 5/8" W x 13 1/8" D x 3 1/2" H
6344	19" W x 10 1/2" D x 3 1/2" H
6346	19" W x 13 3/4" x 3 1/2" H

Tote Tray Base Cabinets



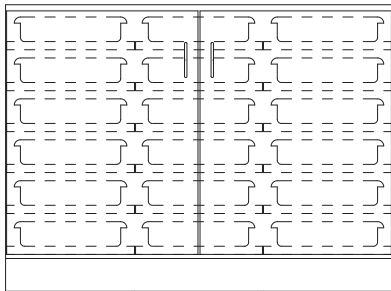
- (6) #6346 tote trays provided

Catalog Number: 3881			
Dimensions of Components	Width	Height	Depth
Overall	18"	35"	22 1/2"



- (2) tiers of (12) #6346 tote trays

Catalog Number: 3883			
Dimensions of Components	Width	Height	Depth
Overall	35 1/4"	35"	22 1/2"



- (3) tiers of (18) #6346 tote trays

Catalog Number: 3884			
Dimensions of Components	Width	Height	Depth
Overall	47 1/4"	35"	22 1/2"

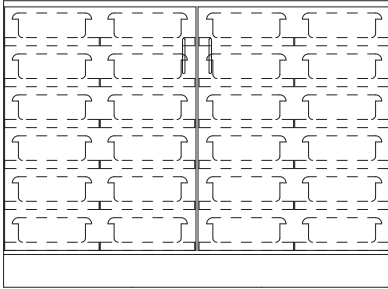
Catalog Number: 3884-A

Same as 3884 except 41 1/4" W with (18) #6339 tote trays

Catalog Number: 3884-B

Same as #3884 except 35 1/4" W with (18) #6344 tote trays

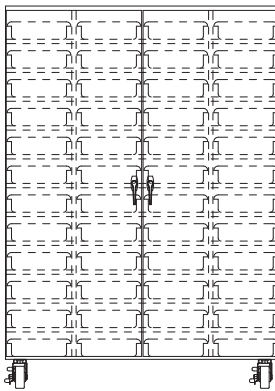
Tote Tray Base Cabinets



- (4) tiers of (24) #6344 tote trays

Catalog Number: 3886			
Group A	Group B	Height	Depth
47 1/4"	48"	35"	22 1/2"

Mobile Tote Tray Cabinet



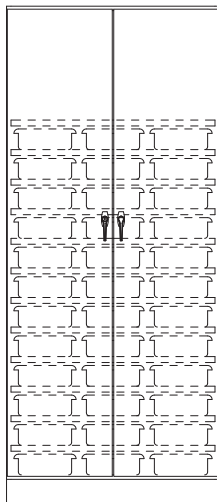
- (3) tiers with (12) fixed shelves and includes (36) #6346 tote trays
- Doors have 3 point latching system
- (4) 5" casters: (2) fixed and (2) swivel with locks

Catalog Number: 7326			
Dimensions of Components	Width	Height	Depth
Overall	47 1/4"	66"	24"

Catalog Number: 7327			
Same as 7326 except with (4) tiers and a total of (48) #6344 tote trays.			

Tall Tote Tray Cabinet

Tote tray storage units over 47 1/4" wide, will be divided into two or more separate cases. Shelves are 1" thick and adjustable, except for a fixed center shelf. Standard units contain no vertical dividers between trays, unless structurally required. If specified, tray compartment dividers provided will be chrome plated 3/16" diameter bent wire.



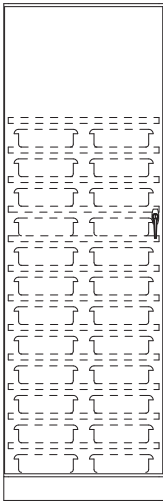
- This "Tote Tray Cabinet" includes (1) upper compartment, (11) adjustable shelves, (1) fixed shelf and plastic tote trays.
- The door has a 3-point latching handle.
- Cabinet is 22 1/2" deep and 84" tall

Cabinet Cat. No.	Group A	Group B	Tote Cat. No.	# of Totes
5895	35 1/4"	36"	6344	36
5899	41 1/4"	42"	6346	36
5896	47 1/4"	48"	6344	48

Wood Science and Laboratory Furniture

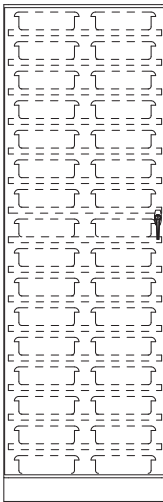
Tall Tote Tray Cabinet

Tote tray storage units over 47 1/4" wide, will be divided into two or more separate cases. Shelves are 1" thick and adjustable, except for a fixed center shelf. Standard units contain no vertical dividers between trays, unless structurally required. If specified, tray compartment dividers provided will be chrome plated 3/16" diameter bent wire.



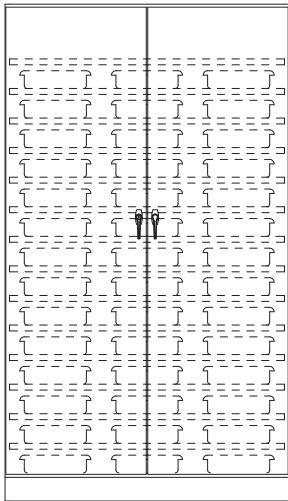
- This "Tote Tray Cabinet" includes (11) adjustable shelves, (1) fixed shelf, (1) storage compartment and plastic tote trays.
- The door has a 3-point latching handle.

Cabinet Cat. No.	Cabinet Dimensions	Tote Cat. No.	# of Totes
6348	27" W x 84" H x 22 1/2" D	6340	24



- This "Tote Tray Cabinet" includes (14) adjustable shelves, (1) fixed shelf and plastic tote trays.
- The door has a 3-point latching handle.

Cabinet Cat. No.	Cabinet Dimensions	Tote Cat. No.	# of Totes
6350	27" W x 84" H x 22 1/2" D	6340	32



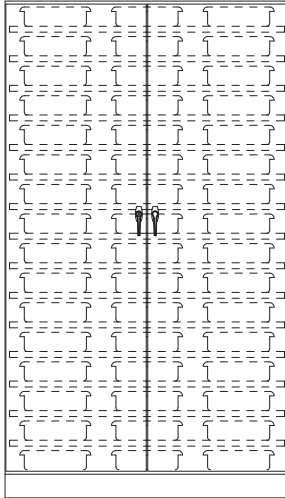
- This "Tote Tray Cabinet" includes (13) adjustable shelves, (1) fixed shelf and plastic tote trays.
- The door has a 3-point latching handle.

Cabinet Cat. No.	Group A	Group B	Tote Cat. No.	# of Totes
6351	47 1/4"	48"	6339	42

Wood Science and Laboratory Furniture

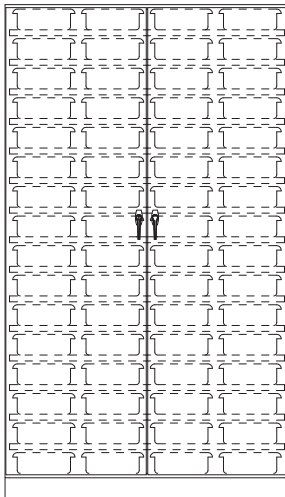
Tall Tote Tray Cabinet

Tote tray storage units over 47 1/4" wide, will be divided into two or more separate cases. Shelves are 1" thick and adjustable, except for a fixed center shelf. Standard units contain no vertical dividers between trays, unless structurally required. If specified, tray compartment dividers provided will be chrome plated 3/16" diameter bent wire.



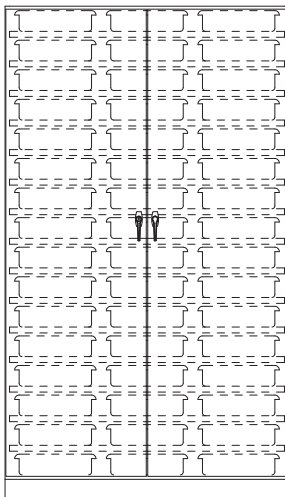
- This "Tote Tray Cabinet" includes (14) adjustable shelves, (1) fixed shelf and plastic tote trays.
- The door has a 3-point latching handle.

Cabinet Cat. No.	Group A	Group B	Tote Cat. No.	# of Totes
6353	41 1/4"	42"	6342	48
6352	47 1/4"	48"	6342	48



- This "Tote Tray Cabinet" includes (14) adjustable shelves, (1) fixed shelf and plastic tote trays.
- The door has a 3-point latching handle.

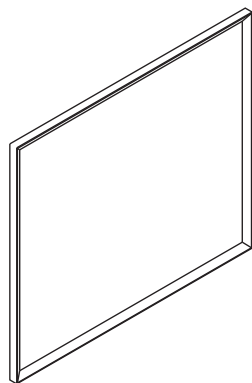
Cabinet Cat. No.	Group A	Group B	Tote Cat. No.	# of Totes
6356	47 1/4"	48"	6344	64



- This "Tote Tray Cabinet" includes (14) adjustable shelves, (1) fixed shelf and plastic tote trays.
- The door has a 3-point latching handle.

Cabinet Cat. No.	Group A	Group B	Tote Cat. No.	# of Totes
6358	35 1/4"	36"	6344	48
6357	47 1/4"	48"	6346	48

Tack Board



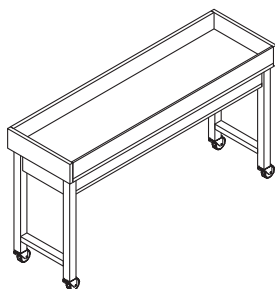
- Tack board surface is natural cork unless specified otherwise

Catalog Number: 6654			
Dimensions of Components	Width	Height	Depth
Overall	12"-60" (Specify)	12"-60" (Specify)	1 1/16"



Wood Science and Laboratory Furniture

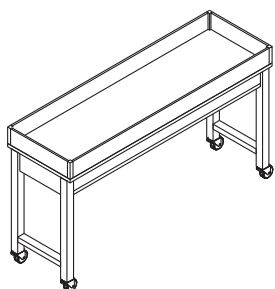
Germinating Bed



- (1) drip cock
- (1) plate glass side
- Oak plywood bed and sides are lined with galvanized iron
- Solid open frame table under structure is equipped with (4) swivel casters

Catalog Number: 6400

Dimensions of Components	Width	Height	Depth
Overall	72"	36"	22"



- (1) drip cock
- (4) plate glass sides
- Bottom is rugged 1/2" PVC secured to heavy welded angle iron frame
- Solid open frame table under structure is equipped with (4) swivel casters.

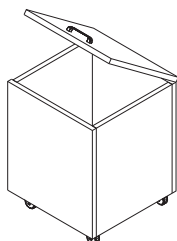
Catalog Number: 6402

Dimensions of Components	Width	Height	Depth
Overall	72"	36"	22"

Catalog Number: 6403

Same as 6402 except 48" W

Soil Bin

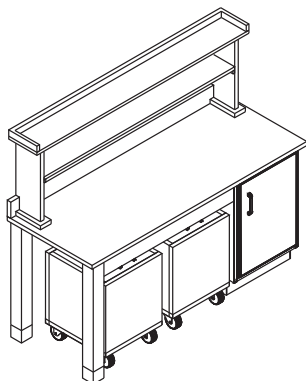


- Bin interior is lined with galvanized iron
- Exterior is clad in wood, stained to match casework and equipped with (4) swivel casters

Catalog Number: 6406

Dimensions of Components	Width	Height	Depth
Overall	16"	23"	16"

Potting Table



- (2) #6406 "Soil Bins"
- (1) adjustable shelf
- (1) black phenolic resin shelf assembly with 1" uprights
- 1" top and 4" high curb


Catalog Number: 6410

Dimensions of Components	Width	Height	Depth
Overall (w/o shelf)	60"	30"	24"
(1) Base Cabinet (O.D.)	18"	29"	22 1/2"
Cupboard (I.D.)	16 1/2"	23 1/4"	20 3/4"
Shelf Assembly	60"	21"	8"

Catalog Number: 6412

Same as 6410 except soil bins are not included.

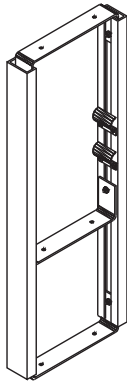
Uni-Strut Assemblies



- Floor mounted support provides stability to rear overhead of work surface or hood tops.
- Adjustable; 7 7/8" wide to fit 8" wide plumbing space.
- Specify height.

Catalog Number: 8990

Drainpipe Support



Catalog Number: 8992

Accessories

Pipe Clamp Catalog Number: 8994


for 3/8" & 1/2" diameter pipes

Pipe Clamp Catalog Number: 8996

for 3/4" & 1" diameter pipes

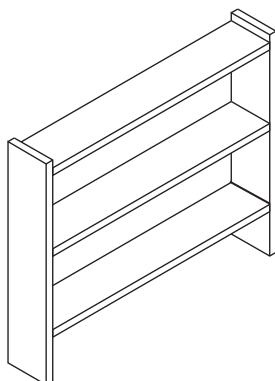
Wood Science and Laboratory Furniture

Reagent Shelving



- (7) fixed shelves of 1" hardwood plywood
- End panels are 3/4" hardwood plywood
- Unit does not have a back and must be securely anchored to wall
- Each unit is finished with chemical resistant finish to match casework

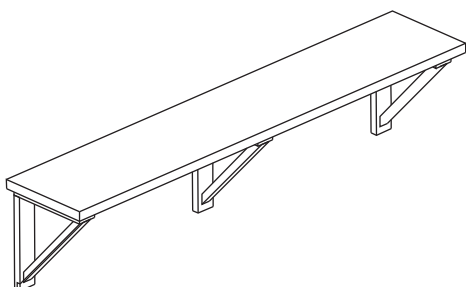
Catalog Number: 6860			
Dimensions of Components	Width	Height	Depth
Overall	36"	84"	6"
Catalog Number: 6862			
Same as 6860 except 8" deep			



- (3) fixed shelves of 1" hardwood plywood
- End panels are 3/4" hardwood plywood
- Unit does not have back and must be securely anchored to wall
- Each unit is finished with chemical resistant finish to match casework

Catalog Number: 6864			
Dimensions of Components	Width	Height	Depth
Overall	36"	30"	6"
Catalog Number: 6866			
Same as 6864 except 8" deep			

Wood Wall Shelf



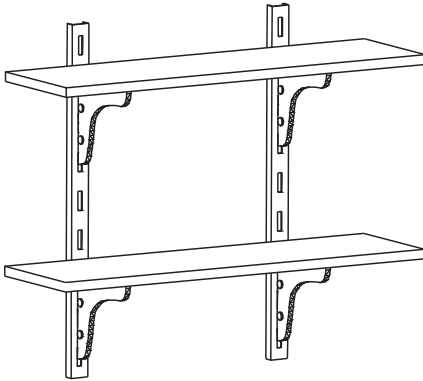
- Shelf is 3/4" thick, black phenolic
- Shelf brackets are solid oak with chemical resistant finish to match casework
- Available in any length from 3' to 8'
- When ordering specify length and number of units desired
- Maximum spacing between brackets is 48"

Catalog No.	Depth	Length
6854	8"	3'-8' (Specify)
6856	12"	3'-8' (Specify)
6858	18"	3'-8' (Specify)

Wood Science and Laboratory Furniture

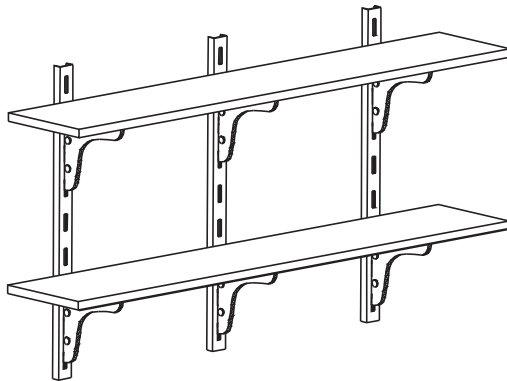
Vertical uprights are 12 gauge steel, 7/8" W x 11/16" H. Shelf brackets are extra heavy duty and adjustable on 2" increments. Uprights and brackets have a satin anochrome finish. Shelves are 3/4" thick, black phenolic. Other shelving materials are available. **Note:** when ordering, be sure to specify height of uprights and quantity of shelves desired.

Single Wide Wall Mounted Shelves



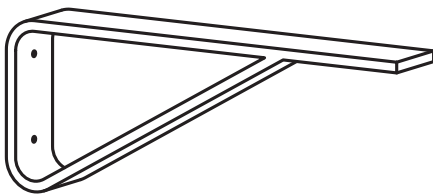
Cat. No.	Shelf Width	Shelf Depth	Upright Height	Quantity of Shelves
6870	24"	8"	3, 4, 5, 6, or 7 ft.	Specify
6872	24"	10"	3, 4, 5, 6, or 7 ft.	Specify
6874	24"	12"	3, 4, 5, 6, or 7 ft.	Specify
6876	36"	8"	3, 4, 5, 6, or 7 ft.	Specify
6878	36"	10"	3, 4, 5, 6, or 7 ft.	Specify
6880	36"	12"	3, 4, 5, 6, or 7 ft.	Specify
6882	48"	8"	3, 4, 5, 6, or 7 ft.	Specify
6884	48"	10"	3, 4, 5, 6, or 7 ft.	Specify
6886	48"	12"	3, 4, 5, 6, or 7 ft.	Specify

Double Wide Wall Mounted Shelves



Cat. No.	Shelf Width	Shelf Depth	Upright Height	Quantity of Shelves
6890	60"	8"	3, 4, 5, 6, or 7 ft.	Specify
6892	60"	10"	3, 4, 5, 6, or 7 ft.	Specify
6894	60"	12"	3, 4, 5, 6, or 7 ft.	Specify
6896	72"	8"	3, 4, 5, 6, or 7 ft.	Specify
6898	72"	10"	3, 4, 5, 6, or 7 ft.	Specify
6900	72"	12"	3, 4, 5, 6, or 7 ft.	Specify
6902	96"	8"	3, 4, 5, 6, or 7 ft.	Specify
6904	96"	10"	3, 4, 5, 6, or 7 ft.	Specify
6906	96"	12"	3, 4, 5, 6, or 7 ft.	Specify

Shelf Bracket



- Made from high strength cold rolled steel, designed for 12" wide shelves.
- Includes mounting hardware for use with vertical wall mount shelf support 6850.
- Specify quantity required.

Catalog Number: 6848


Designed for 12" wide shelves

Catalog Number: 6849

Same as 6848 except made for 16" wide shelves

Wood Science and Laboratory Furniture

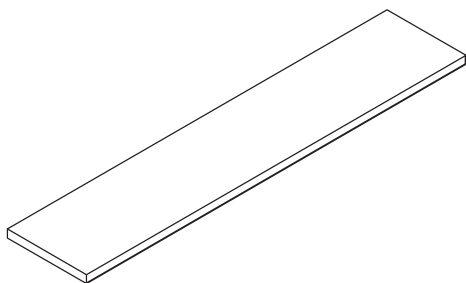
Vertical, Wall Mount Shelf Support



- 48" long, order two per shelf.
- Two supports designed to hold a maximum of three shelves and their support brackets.

Catalog Number: 6850

Wall Shelf



Catalog Number: 6852

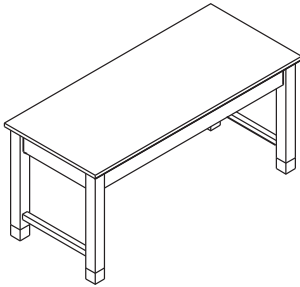
Black phenolic, 48" L x 12" W x 1" thick

Catalog Number: 6853

Black phenolic, 48" L x 16" W x 1" thick

Wood Science and Laboratory Furniture

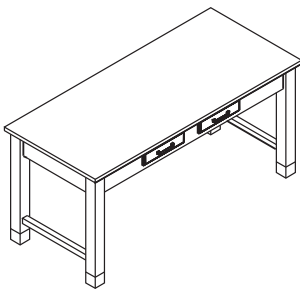
Balance Tables with Plain Rail



- 1 1/4" rhearsin or phenolic top, specify.
- Top rests on rubber vibration pads on top of each leg.

Catalog Number	Width	Height	Depth
6582	48"	30"	24"
6586	48"	36"	24"
6588	60"	36"	24"

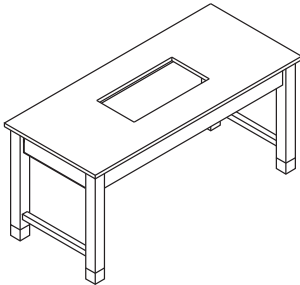
Balance Tables with Drawers



- 1 1/4" rhearsin or phenolic top, specify.
- Top rests on rubber vibration pads on top of each leg.

Catalog Number	Width	Height	Depth	No. of Drawers
6590	48"	30"	24"	1
6592	60"	30"	24"	2
6594	48"	36"	24"	1
6596	60"	36"	24"	2

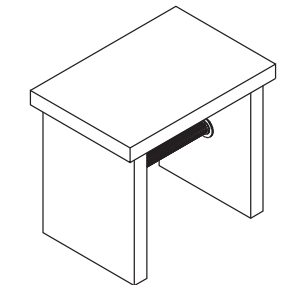
Balance Tables with Cutout



- 1 1/4" rhearsin or phenolic top, specify. 24" x 12" cutout in center of top for insert.
- Insert rests on four vibration pads mounted in the frame to reduce floor vibrations.

Catalog Number	Width	Height	Depth
6598	48"	30"	24"
6600	48"	36"	24"

Balance Table

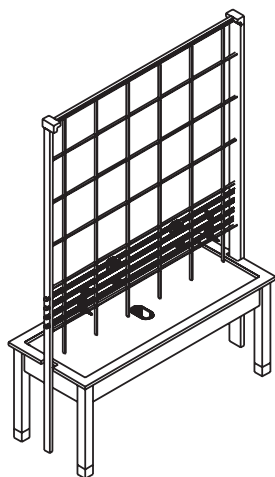


- Table is made of 3" thick rhearock.
- The weight of this table greatly reduces floor vibrations that would be transferred to the top of an ordinary table.
- Reinforced with steel rod with flanges.

Catalog Number	Width	Height	Depth
6602	36"	30"	24"

Wood Science and Laboratory Furniture

Distillation Bench



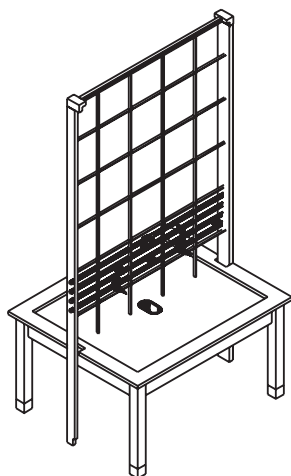
Equipment:

- (2) cold water cocks
- (2) gas cocks
- (2) air or vacuum cocks
- (2) duplex AC receptacles in conduit boxes
- (1) 3" x 6" epoxy resin cup sink
- (6) vertical rods
- (5) horizontal rods
- Framework is heavy gauge steel channel with a baked green primer finish
- Rods are 1/2" aluminum with necessary clamps included
- Work surface is 1" thick rhearesin with raised edges

Note: Traps, service piping and electric conduit are not included.

Catalog Number: 6804			
Dimensions of Components	Width	Height	Depth
Overall	6'	9'	24"
Table	6'	24"	24"

Double Faced Distillation Bench



Equipment:

- (4) cold water cocks
- (2) gas cocks
- (2) air or vacuum cocks
- (1) duplex AC receptacle in a conduit box
- (1) 3" x 6" epoxy resin cup sink
- (4) vertical rods
- (5) horizontal rods
- Framework is heavy gauge steel channel with a baked green primer finish
- Rods are 1/2" aluminum with necessary clamps included
- Work surface is 1" thick rhearesin with raised edges

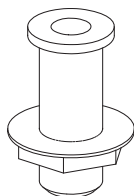
Note: Traps, service piping and electric conduit are not included.

Catalog Number: 6806			
Dimensions of Components	Width	Height	Depth
Overall	4'	9'	42"
Table	4'	24"	42"

Wood Science and Laboratory Furniture

Science Apparatus Fixtures

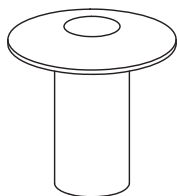
Flush Plate Rod Socket



For any 3/4" diameter upright rod with tapered end. Plate is countersunk into top.

Catalog Number: 9902

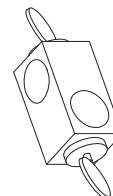
Mushroom Plate Rod Socket



For any 3/4" diameter upright rod with tapered end. Requires 1 1/8" diameter hold drilled in top.

Catalog Number: 9903


Aluminum Crossbar Clamp



Clamp for 3/4" diameter rods.

Catalog Number: 9904

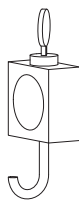
Aluminum Tapered Adapter



For 1/2" burette rods. Fits 9902 rod socket. Tapped 1/2" - 13 NC.

Catalog Number: 9906

Hook Collar



For use with 3/4" diameter aluminum crossbars.

Catalog Number: 9908

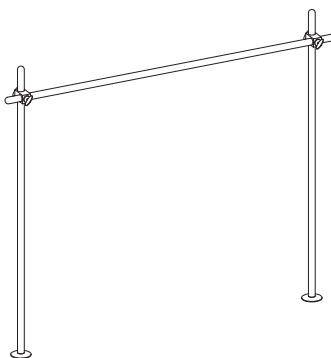
Aluminum Greenlaw Arm Assembly



- (1) 9912 tapered aluminum upright rod: 36" L x 3/4" diameter
- (1) 9914 aluminum Greenlaw arm: 20" L x 3/4" diameter
- (1) 9904 aluminum clamp

Catalog Number: 9910

Aluminum Crossbar Assembly



- (2) 9912 tapered aluminum upright rods: 36" L x 3/4" diameter
- (1) 9926 aluminum crossbar: 39" L x 3/4" diameter
- (2) 9904 aluminum clamp

Catalog Number: 9924

Aluminum Burette Rod




Catalog Number: 9916

18" L x 1/2" diameter with 9906 adapter

Catalog Number: 9918

24" L x 1/2" diameter with 9906 adapter



SAI SYSTEMS

Scientifically Advanced Interiors

Toll Free: (866) 527-2970

sales@saisns.com

www.saisns.com

BURNABY

TORONTO

HALIFAX